



**MACON WATER AUTHORITY**

**CONTRACT FOR**

**1948 WAREHOUSE AREA 5**

**ROOF REPLACEMENT**



**PROPRIETARY NOTICE**

---

This document is prepared by the Macon Water Authority for the sole purpose of communicating to our vendors. The proprietary information contained herein is based on the requirements of the project. None of the information in this document is to be shared with any third parties without the expressed written consent of the Macon Water Authority.

---

## INDEX

ADDENDUM	A1 and Attachments(Specs and Drawings Edited to Reflect)
SECTION 00020	Invitation to Bid
SECTION 00100	Instructions to Bidders
SECTION 00210	Federal Employment Affidavits
SECTION 00300	Bid
SECTION 00410	Bid Bond
SECTION 00420	Statement of Bidder's Qualifications
SECTION 00422	Corporate Certificate
SECTION 00423	Statement of Disadvantaged Firm Utilization Contractor's
SECTION 00425	License Certification
SECTION 00430	Contractor's Certification of Authority
SECTION 00480	Non-Collusion Affidavit of Prime Bidder
SECTION 00500	Contract Agreement
SECTION 00550	Pre-Award Oath
SECTION 00600	Performance Bond
SECTION 00601	Blank Page – Performance Bond Surety Location Payment
SECTION 00610	Bond
SECTION 00611	Blank Page – Payment Bond Surety Location General
SECTION 00700	Conditions
SECTION 00800	Supplementary Conditions
SECTION 00810	Pay Estimate Summary Sheet

### GENERAL REQUIREMENTS

SECTION 011000	Summary
SECTION 012100	Allowances
SECTION 012200	Unit Prices
SECTION 012300	Alternates
SECTION 013200	Construction Progress Documentation
SECTION 013300	Submittal Procedures
SECTION 014200	References
SECTION 015000	Temporary Facilities and Controls
SECTION 016000	Product Requirements
SECTION 017300	Execution
SECTION 017419	Construction Waste Management and Disposal
SECTION 017700	Closeout Procedures
SECTION 017839	Project Record Documents

### TECHNICAL SPECIFICATIONS

SECTION 024119	Selective Demolition
SECTION 061053	Miscellaneous Rough Carpentry
SECTION 070150.19	Preparation for Reroofing
SECTION 074213	Metal Wall Panels

---

SECTION 075419  
SECTION 076200  
SECTION 079200

Polyvinyl-Chloride (PVC) Roofing  
Sheet Metal Flashing and Trim  
Joint Sealants

END OF INDEX

**Replace Roof 1948 Warehouse Roof Area 5  
951 Fifth Street  
Macon Ga., 31201  
Macon Water Authority**

**ADDENDUM NO. A1**

A. GENERAL: It is the intent of this Addendum to transmit a list of Questions and Answers.

B. QUESTIONS followed by answers in red:

1. Is it necessary to have replacement metal decking available on-site in case replacement of metal deck is required?
  - a. No. After our visual walk through of the building during the pre-bid, the deck was observed to be in good condition from the underside. The allowance is for worst case scenario.
2. What needs to happen to the flashing on Area 3 underneath the windows/new metal panels(Alternate)?
  - a. The flashing may need to be terminated during the removal of windows and metal wall panel installation to ensure Area 3 stays in a watertight condition at this location. Include terminating the base flashing located under the windows on Area 3 as a portion of the Alternate price.
3. Can the new roof system be clarified?
  - a. The new roof system should consist of a 1” base layer of polyisocyanurate insulation and 1/8” tapered system mechanically attached (gang fastened) to the metal deck. The ½” coverboard shall be fully adhered in 2 part low rise foam. The 60mil PVC shall be fully adhered to the coverboard.
4. Is the rotten wood under the metal panels at the head wall between Aea 2 and 5 part of the alternate or base bid?
  - a. The deteriorated wood substrate for the metal panels at this location should be replaced as a part of the alternate. Not included in the base bid.
5. Specifications section 00100-3 Instructions to bidders, Paragraph I.4.h asks for a copy of State of GA Utility Contractor's License to be turned in with contract documents. I don't think this applies, is there another license that you would like included??
  - a. Correct, this does not apply and another license will not be required other than the ones stated in the Specifications.
6. Where will gutters be installed?

**Replace Roof 1948 Warehouse Roof Area 5  
951 Fifth Street  
Macon Ga., 31201  
Macon Water Authority**

- b. See new Sheet R-3 attached. Gutters and downspouts will be installed along the drainage edge of Area 5. New splash blocks will be installed with slip sheets on Area 2 where down spouts discharge.

**C. SPECIFICATIONS and DRAWINGS:**

1. Remove Paragraph I. 4. h, “h. Photocopy of State of Georgia Utility Contractor’s License” from Specification Section 00100-3 Instructions to Bidders.
2. Revise Sheet R-3 New Work Plan, New Work Notes, #1 as follows: “New 60 mil PVC membrane fully adhered to 1/2” coverboard which is adhered with low rise foam to mechanically attached 1/8” tapered insulation system and 1” base layer of polyisocyanurate insulation.”
3. Replace Sheet R-4 with the new attached Sheet R-4. Detail 3 on this sheet has been modified to add a closure at the top of the panel and 10" minimum flashing height.

**CI. ATTACHMENTS:**

1. Pre-Bid Agenda
2. Pre-Bid Sign in Sheet
3. New Sheet R-4

END OF ADDENDUM NO. A1

# **Pre-Bid Meeting Agenda**

1948 Warehouse Area 5 Roof Replacement

Macon Water Authority

Location: 951 Fifth Street, Macon Ga. 31210

Time: 10:00am

Date: June 18<sup>th</sup>, 2024

## Pre-Bid Sign in Sheet

Please make sure to sign the Pre-Bid sign in sheet. It is mandatory to be at this meeting to Bid the project.

## Project Contract Documents

Purchasing the contract documents is required to Bid the project. To purchase the documents, \$150.00 should be made payable to MEC&A and a paper set of the Drawings and Specifications will then be ordered and provided to the Contractor.

## Instructions to Bidders Specification Section 00100

Bidders are to read this section in the specs, as well as other related sections, for the instructions on how to submit your Bid for the project. The method of Bidding is a lump sum Bid with one allowance and one alternate.

## Bid Security

10% Bid bond is required.

## Interpretations and Addenda

No interpretations of the contract documents shall be made orally. No cost adjustment shall be made for failure to understand, or for a misinterpretation of the contract documents. All questions and interpretations made on site will be documented and answered officially in an addendum. Additional questions shall be in written form and emailed to the Owner no later than 3:00pm on June 25<sup>th</sup>, 2024. Those additional questions and interpretations will be answered in the form of an addendum issued to all those who attend the Pre-Bid meeting and purchased the Contract Documents by July 13, 2024, no later than 72 hours prior to the Bid Opening.

## Bid Opening

The Bid Opening will be held July 16, 2024 at 2:00 pm in the MWA's HR/Engineering Conference Room at 537 Hemlock Street, Macon, Georgia.

## Project Description

Replace the existing roofing system with a new fully adhered 60-mil PVC membrane roof system with ½" thick cover board over a mechanically attached 1/8" per foot tapered insulation system and 1" polyisocyanurate base to the metal deck. To install the taper system a short parapet wall shall be added around the perimeter.

The allowance included in the Bid is described in the contract documents. It is for the repair of any deteriorated metal decking.

The Alternate in the Bid is for the removal of existing windows on the Area 3 to Area 5 head wall and the installation of a new stud wall with new metal wall panels.



# Pre-bid Sign In Sheet: MWA 1948 Warehouse Area 5 Roof Replacement

Macon Water Authority

Date: 6/18/2024

Name	Company	Email	Phone	Signature
Justin Schuchmann	MEC&A	justinschuchmann-mecanda@coxbusiness.net	478-250-7474	
<del>Mike Clark</del>	<del>MEC&amp;A</del>	<del>mecanda@mgacoxmail.com</del>	<del>478-471-6661</del>	
<del>Gene Inman</del>	<del>MWA</del>	<del>ginman@maconwater.org</del>	<del>478-738-6518</del>	
<del>Jarvis Fennelle</del>	<del>MWA</del>	<del>jfennelle@maconwater.org</del>	<del>478-738-6471</del>	
# Tevin Campbell	TDCI	Tevin@TDCompbellind.com	478-447-4473	J. D.C.
BRAD BANACKA	Colony Roofers	bbanacka@colonyroofers.com	909-231-2551	
Jay Payne	MWA	jpayne@maconwater.org	478-738-6521	
Jackson Warner	MEC&A	jww-mecanda@coxbusiness.net	912-222-3161	
Gene Inman	MWA	ginman@maconwater.org	478-738-6518	
Tim Adside	M.W.A	ta@side@maconwater.org	478-955-5701	
Carlos Martinez	CGS	carlos@cgswaterproofing.com	678-409-0593	
Jonathon Bennett	Bennett Sheet Metal Works	jonathon.bennett@bennettsheetmetalworks.com	478-954-3899	
John Garrett Pearson	Pittman Waller Roof's	garrett@pittmanwaller.com	478-365-6652	
Nick Montgomery	Beers Construction	service@beerscp.net		

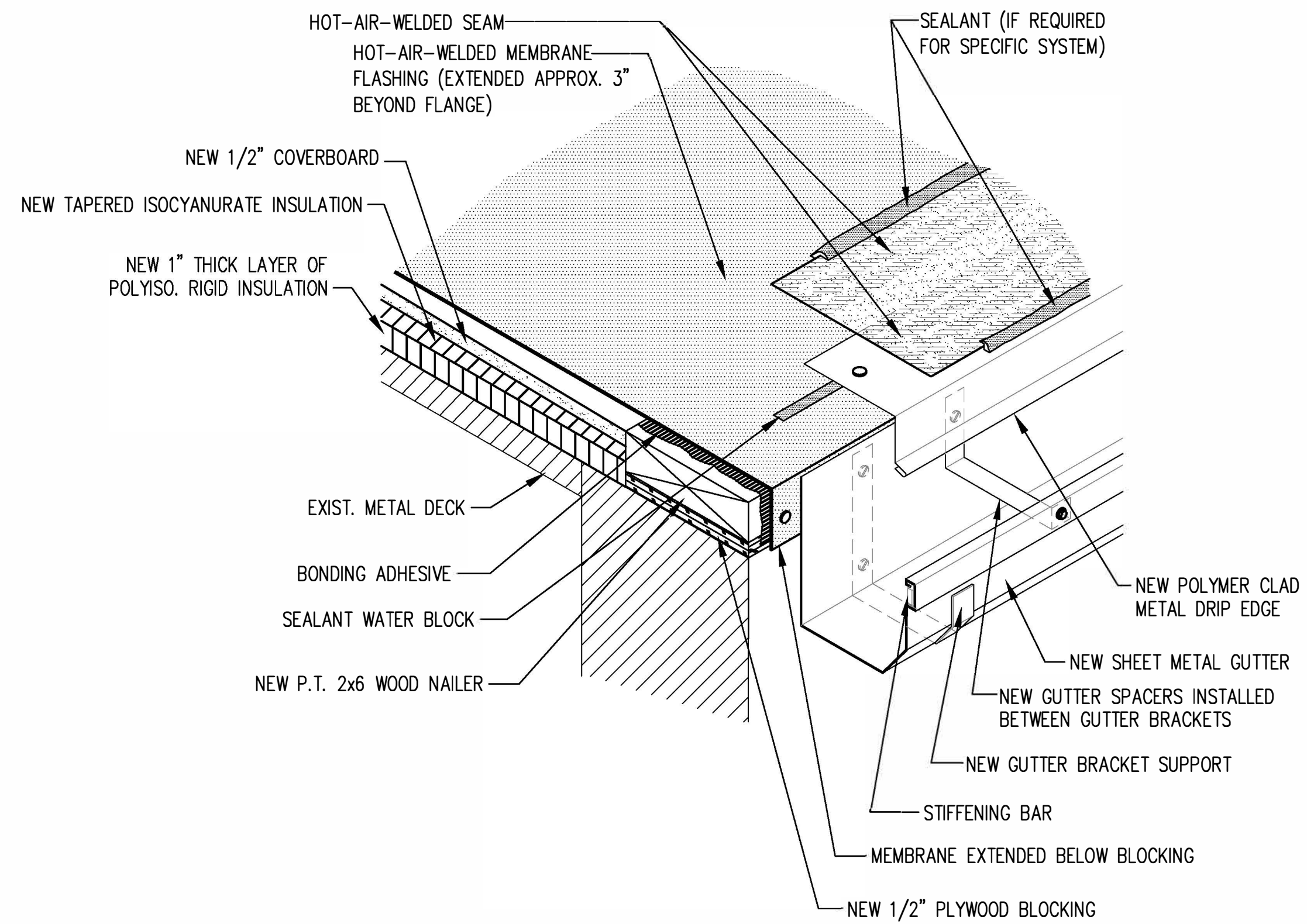
770-485-3631



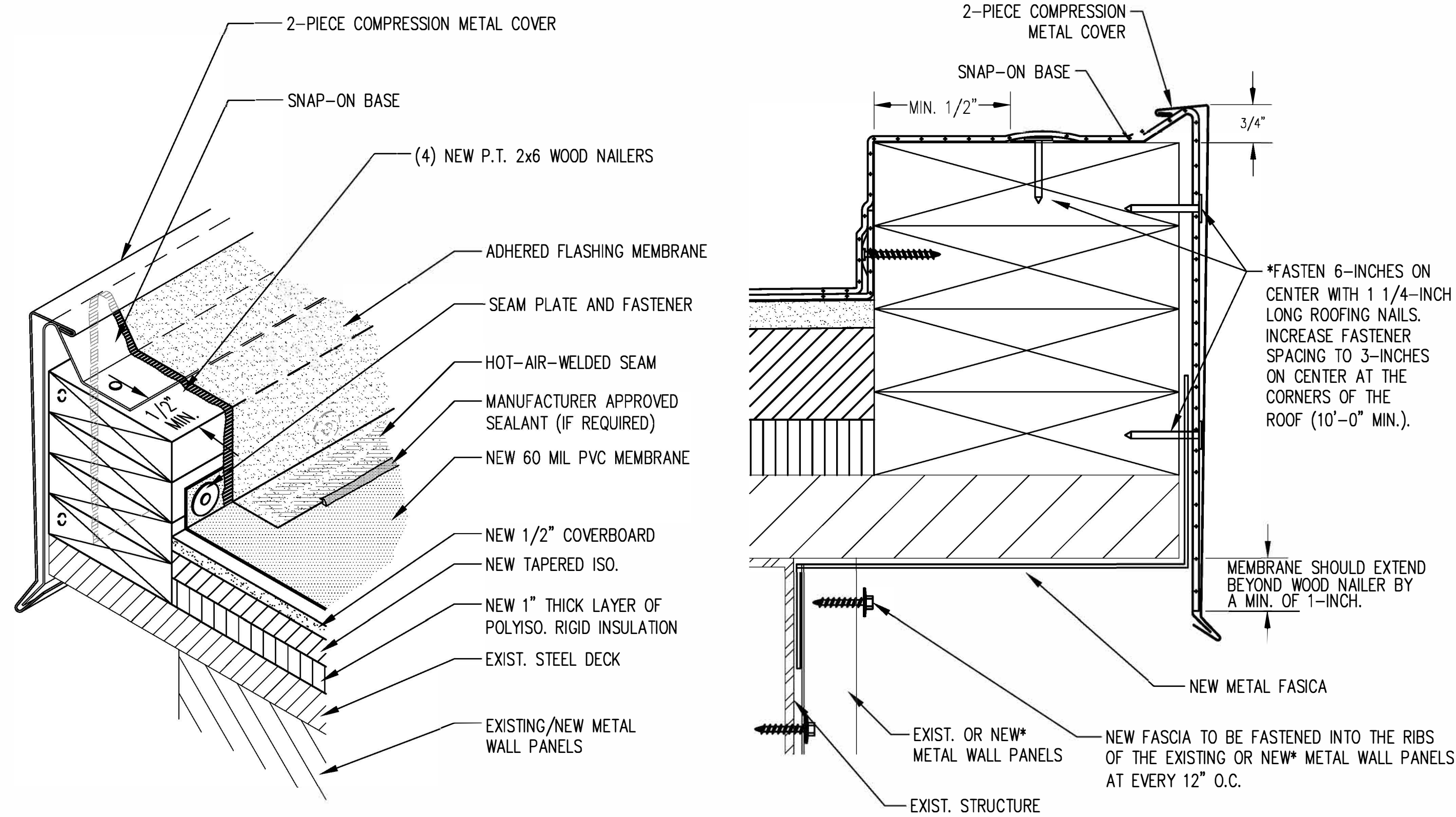
#

Jason Stanfield	Caliber Construction	Jason@builtbycaliber.com	770-548-8257	
Van Edwards	Carlisle/CRS	vedwards@crsapply.com	770-417-0302	
Wes Paxton	Apaxx Inc.	Wes.apaxxinc@gmail.com	(678) 899-9414	
Wesley Selby	Warren Assoc.	mselby@warrenassociatesinc.com	478-740-7300	
Steve Johnston	Sideline Construction	SKYLINELINE@sideline.com	706-485-4707	
Clay Hawkins	BATES ROOFING	CLAY@BATESROOFING.COM	478-808-7940	
Alvin Cross	Cross Roofing	alvin@alvinross.com	404-313-0120	
Bernard Queen	First In Line	BQueen@firstinline.com	404-867-8629	



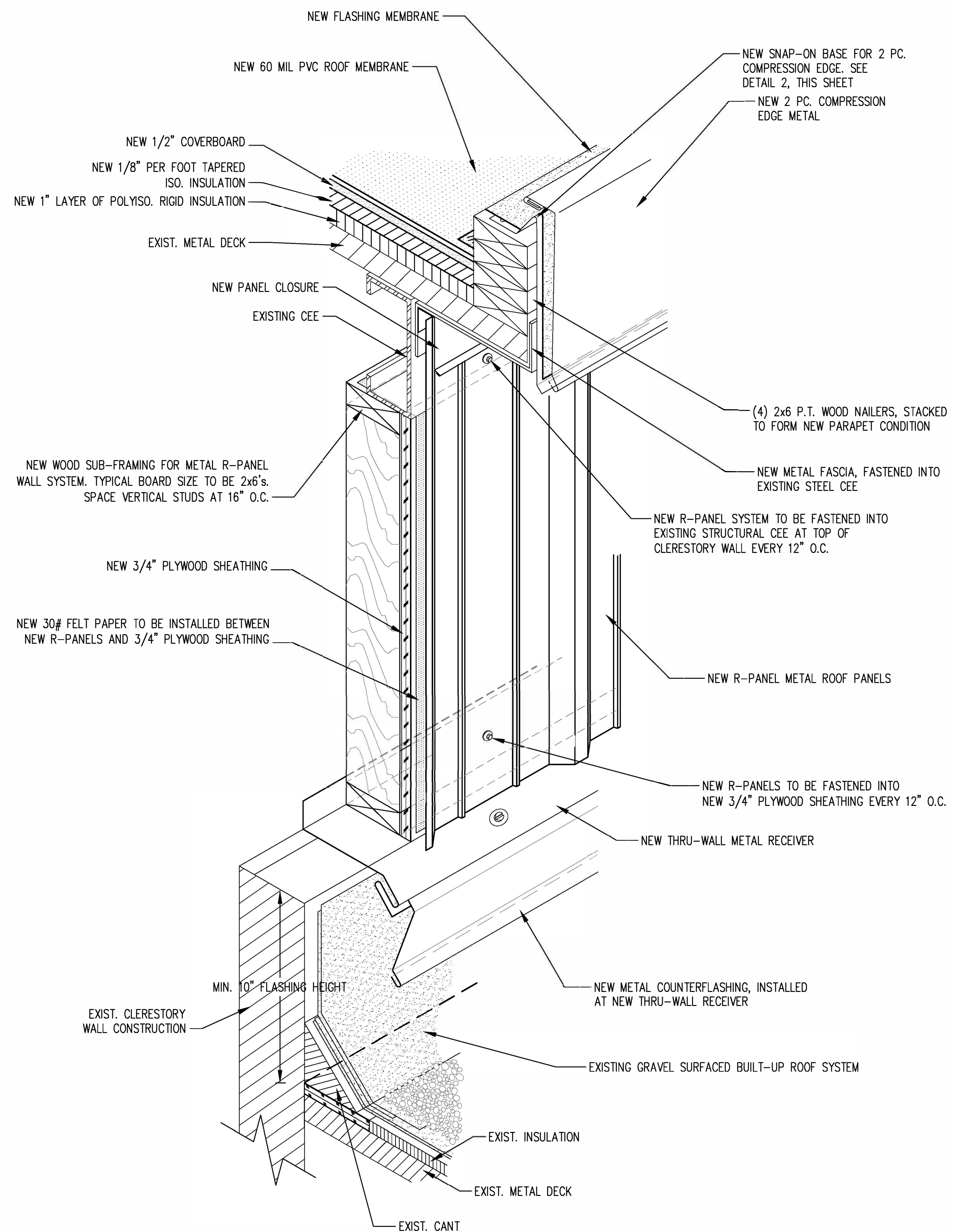


1 MEMBRANE COATED DRIP EDGE INTO GUTTER  
SCALE: NONE



2 PARAPET WALL CONDITION WITH 2-PIECE COMPRESSION EDGE  
SCALE: NONE

\* WALL PANELS WILL BE NEW IF ALTERNATE BID ITEM NO. 1 IS ACCEPTED BY OWNER



3 (ALTERNATE BID ITEM) NEW METAL WALL PANEL SYSTEM AND SUB FRAMING  
SCALE: NONE

DATE	REVISIONS



THIS DOCUMENT, THE IDEAS AND DESIGNS INCORPORATED HEREIN, AS AN INSTRUMENT OF PROFESSIONAL SERVICE IS THE PROPERTY OF THE MACON WATER AUTHORITY MACON, GEORGIA AND IS NOT TO BE USED, IN WHOLE OR IN PART, FOR ANY OTHER PROJECT WITHOUT THEIR WRITTEN AUTHORIZATION.

MEC&A  
MICHAEL E. CLARK & ASSOC., INC.  
Building Enclosure Consultants  
3643 Vineville Avenue  
MACON, GEORGIA 31204  
(478)471-6661 PHONE (478)471-6690 FAX

DETAILS  
MACON WATER AUTHORITY 1948 WAREHOUSE ROOF AREA 5  
951 5TH STREET  
MACON, GA 31201

Drawn By: C.BELL  
Checked By: CLARK  
Date: 05/06/2024  
Job No: 2024-33  
Drawing Number

**INVITATION TO BID**

THE MACON WATER AUTHORITY  
MACON, GEORGIA

Sealed Bids for furnishing all materials, labor, tools, equipment and appurtenances necessary for the installation of 1948 Warehouse Area 5 Roof Replacement (the “Project”) will be received by the Macon Water Authority (the “Owner”), at the Macon Water Authority, 537 Hemlock Street, HR/Engineering Conference Room, Macon, Georgia 31201 until 2:00 P.M., local time, July 16<sup>th</sup>, 2024, and then at said office publicly opened and read aloud. All bidders must attend a mandatory pre-bid meeting onsite at the MWA Warehouse, 951 Fifth Street, Macon GA 31201, at 10:00 A.M., on June 18th, 2024. All bid questions must be submitted to the Owner by 5:00 P.M., on June 25th, 2024. The Bidder should attend the pre-bid meeting in its entirety.

The Project consists of removal and replacement of the roof on Area 5 at the MWA Warehouse located at 951 Fifth Street, Macon GA 31201.

The Project will be awarded in one Contract. The Project will be awarded by base bid plus selected alternates on a lump sum basis for the performance and completion of all Work required by the Contract Documents.

The Contract Documents include, but may not be limited to, the Instructions to Bidders, the Contract Agreement, the General Conditions, the Drawings, the Specifications (Divisions 01 through 46, inclusive, where applicable), and the forms of Bid Bond, Performance Bond, and Payment Bond. These and any other Contract Documents may be examined at the following location:

Engineering Department  
Macon Water Authority  
537 Hemlock Street  
Macon, GA 31201

Copies of Contract Documents may be obtained at the office of the Engineer, Michael E. Clark and Associates, 3643 Vineville Ave., Macon GA 31204 upon a non-refundable payment of **\$150.00** for each set. A street address must be provided to ensure prompt delivery. No partial sets of bidding documents shall be issued. **Bidders must purchase the Contract Documents in order to be eligible to submit a bid.** Bid documents on the MWA website are for informational purposes only.

Each Bid must be accompanied by a Bid Bond in the amount of 10% of the Bid, prepared on the form of Bid Bond that is part of the Contract Documents, duly executed by the Bidder as principal and having as surety thereon a surety company licensed to do business in the State of Georgia and listed in the latest issue of U.S. Treasury Circular 570.

Bidders must comply with the Disadvantaged Business Enterprise Participation Requirements specified in the Instructions to Bidders.

The Bidder shall affix to the outside of its Bid envelope the Bidder's Georgia Utility Contractor License Number. A license number of a Utility Manager or a subcontractor is insufficient, and any Bid that fails to affix to the outside of its Bid envelope the Bidder's Georgia Utility Contractor License Number may be rejected.

The successful Bidder for this Project shall be required to furnish a Performance Bond and Payment Bond, satisfactory to the Owner, each in the amount of 100 % of the Contract Price.

Employment of Local Businesses and Contractors: It is the desire of the Owner that local businesses--including disadvantaged, minority, and women enterprise subcontractors-- be given the opportunity to participate on the various parts of the Work.

The Owner's encouragement of participation of disadvantaged, minority, and women enterprises and of locally owned businesses and contractors is not intended to restrict or limit competitive bidding or to increase the cost of the Work. The Owner supports a healthy, free market system that seeks to include responsible local businesses and provide ample opportunities for local business growth and development.

In an effort to assist minority-owned businesses, Georgia law permits an income tax adjustment on the state tax return of any company that subcontracts with a certified minority-owned firm to furnish goods, property or services to the State of Georgia pursuant to O.C.G.A. §48-7-38. Suppliers should consult with their tax advisors to find out how to take advantage of these tax credits.

The Owner reserves the right to reject any or all Bids. The Owner reserves the right to waive informalities and technicalities.

The Macon Water Authority  
Ron Shipman  
Executive Director & President

END OF SECTION



**INSTRUCTIONS TO BIDDERS**

**1.01 CONTRACT DOCUMENTS**

- A. The Bidder's attention is directed to the General Conditions and other Contract Documents, all of which should be reviewed and studied by the Bidders before submitting a Bid.
- B. The Contract Documents shall define and describe the complete Work to which they relate.

**1.02 DEFINITIONS**

The Bidder's attention is called to the definitions set forth in Article 41 of the General Conditions.

**1.03 PREPARATION AND EXECUTION OF BID**

- A. Each Bid must be prepared to represent that it is based solely upon the materials and equipment specified in the Contract Documents.
  - 1. *Trade Names.*— When reference is made in the Contract Documents to trade names, brand names, or to the names of manufacturers, such references are made solely to indicate that products of that description may be furnished and are not intended to restrict competitive bidding. Unless requests for approvals of other products have been received and approvals have been published by addendum in accordance with the procedure described below in this Section, the successful Bidder may furnish no products of any trade names, brand names, or manufacturers' names except those designated in the Contract Documents.
  - 2. *Use of other products.*—If a Bidder desires to use products of trade or brand names or of manufacturers' names which are different from those specified in the Contract Documents, application for the approval of the use of such products must be received by the Engineer at least ten (10) days prior to the date set for the opening of Bids. The application to the Engineer for approval of a proposed product must be accompanied by:
    - a. a schedule setting forth in which respects the materials or equipment submitted for consideration differ from the materials or equipment designated in the Contract Documents; and
    - b. a copy of the published recommendations of the manufacturer for the installation of the product together with a complete schedule of changes in the drawings and specifications, if any, which must be made in other work in order to permit the use and installation of the proposed product in accordance with the recommendations of the manufacturer of the product.

In addition, the Engineer will give consideration to reports from reputable independent testing laboratories, verified experience records showing the reputation of the proposed product with previous users, evidence of reputation of the

- manufacturer for prompt delivery, evidence of reputation of the manufacturer for efficiency in servicing its products, or any other written information that is helpful in the circumstances. To be approved, a proposed product must also meet or exceed all express requirements of the Contract Documents.
3. *Burden of proof.*— The degree of proof required for approval of a proposed product as acceptable for use in place of a named product or products is that amount of proof necessary to convince a reasonable person beyond all doubt.
  4. *Request for conference.*—Any Bidder who alleges that rejection of a submittal is the result of bias, prejudice, caprice, or error on the part of the Engineer may request a conference with a representative of the Owner: PROVIDED, that the request for said conference, submitted in writing, shall be received by the Owner at least five (5) days prior to the date set for the opening of Bids, time being of the essence.
  5. *Issuance of addenda.*— If the submittal is approved by the Engineer, an addendum will be issued to all prospective Bidders. Issuance of an addendum is a representation to all Bidders that the Engineer, in the exercise of its professional judgment and discretion, established that the product submitted for approval is acceptable and meets or exceeds all express requirements.
- B. Each Bid must be submitted on the Bid forms which are a part of the Contract Documents. **All blank spaces for Bid prices, both words and figures, must be filled in and completed in ink.** In case of discrepancy, the amount shown in words will govern. All required enclosed certifications or other documents must be fully completed and executed when submitted.
- C. In case of discrepancies between the figures shown in the unit prices and the totals, the unit prices shall apply and the totals shall be corrected to correspond with the unit prices. In case of discrepancies between written amounts and figures, written amounts shall take precedence over figures and the sum of all Bid extensions (of unit prices) plus lump sum items shall take precedence over the Bidders input of the Bid Total.
- D. Each Bid must be submitted in a sealed envelope, addressed to the Macon Water Authority (the “Owner”). Each sealed envelope containing a Bid must be plainly marked on the outside as, “1948 Warehouse Area 5 Roof Replacement”.
- E. The Bidder shall provide on the outside of the sealed envelope the following information:
1. Bidder's Name;
  2. Bidder's Georgia Utility Contractor License Number; and,
  3. The words, “SEALED BID”
- F. Any Bid submitted which does not contain the above information on the outside of the sealed envelope will not be opened and will be returned to the Bidder.

- G. If forwarded by mail, the sealed envelope containing the Bid must be enclosed in another envelope addressed as follows:
- THE MACON WATER AUTHORITY  
Attn: Gene Inman  
790 Second Street  
Post Office Box 108  
Macon, Georgia 31202-0108
- H. Any and all Bids not meeting the aforementioned criteria for Bid submittal may be declared non-responsive, and subsequently returned to the Bidder unopened.
- I. The Bidder, in signing a Bid on the whole or any portion of the Project, shall conform to the following requirements:
1. Bids which are not signed by individuals making the Bid shall have attached thereto a power of attorney evidencing authority to sign the Bid in the name of the person for whom it is signed.
  2. Bids which are signed for a partnership shall be signed by all of the partners or by an attorney-in-fact. If a Bid is signed by an attorney-in-fact, there should be attached to the Bid a power of attorney executed by the partners evidencing authority to sign the Bid.
  3. Bids which are signed for a corporation shall have the correct, legal corporate name thereof, as reflected in the records of the Georgia Secretary of State, and the signature of the president or other authorized officer of the corporation manually written below the corporate name following the wording "By \_\_\_\_\_." The corporate seal shall be affixed to the Bid.
  4. The Bidder shall complete, execute and submit the following documents, which are a part of the Contract Documents:
    - a. The Bid;
    - b. The Bid Bond;
    - c. Statement of Bidder's Qualifications;
    - d. Statement of Equipment;
    - e. Corporate Certificate, if the Bidder is a corporation;
    - f. Statement of Disadvantaged Business Enterprise ("DBE") compliance;
    - g. Contractor's License Certification;
    - h. ~~Photocopy of State of Georgia Utility Contractor's License;~~
    - i. Photocopy of Certificate of Authority from Georgia Secretary of State's Office to do work in Georgia (if out of state contractor);
    - j. Non-Collusion Affidavit of Prime Bidder;
    - k. Any and all forms, certifications or other documentation required by the Georgia Department of Natural Resources Environmental Protection Division.



## 1.04 METHOD OF BIDDING

The unit or lump sum price for each of the several items in the Bid of each Bidder shall include its pro rata share of overhead and profit so that the sum of the products, obtained by multiplying the quantity shown for each item by the unit price, represents the total Bid. Any Bid not conforming to this requirement may be rejected. Additionally, unbalanced Bids (including unbalanced unit prices) may be rejected. Conditional Bids shall not be accepted. **The special attention of all Bidders is called to this provision, for should conditions make it necessary to revise the quantities, no limit will be fixed for such increased or decreased quantities, nor extra compensation allowed.**

## 1.05 ADDENDA AND INTERPRETATIONS

- A. No interpretation of the meaning of the Drawings, Specifications or other pre-bid documents or Contract Documents shall be made to any Bidder orally.
- B. Any and all such interpretations and any supplemental instructions will be in the form of written Addenda to the Contract Documents which, if issued, will be mailed, shipped or faxed to all prospective Bidders (at the respective addresses furnished) at least seventy-two (72) hours (exclusive of weekends and holidays) prior to the date fixed for the opening of Bids.
- C. Failure of Bidders to receive or acknowledge any Addendum shall not relieve them of any obligation under the Bid or the Contract Documents. All Addenda shall become part of the Contract Documents and obligations there under binding.

## 1.06 BID MODIFICATIONS

Bidders may modify their Bid by facsimile communication at any time prior to the scheduled closing time for receipt of Bids, provided such facsimile communication is received by the Owner prior to the time Bids are required, and provided further that the Owner is satisfied that a written confirmation of the facsimile modification over the signature of the Bidder was mailed by the Bidder to the Owner prior to the time Bids are required. The facsimile communication should not reveal the Bid price but should provide the addition or subtraction or other modification so that the final prices or terms will not be known by the Owner until the sealed Bid is opened. If written confirmation from the Bidder is not received by the Owner within two business days from the time Bids are required, no consideration will be given to the facsimile modification and the facsimile modification shall be rejected.

## 1.07 BID SECURITY

- A. Each Bid must be accompanied by a Bid Bond, prepared on the form of Bid Bond included herein, duly executed by the Bidder as principal and having as surety thereon a surety company authorized to do business in the State of Georgia and listed in the latest issue of U.S. Treasury Circular 570, in the amount of **ten (10%)** percent of the

Bid. Attorneys-in-fact who sign Bonds must file with each Bond a currently dated and valid original of their power of attorney. Where validity and currentness of a power of attorney are established by certification executed by a corporate officer, the certification shall be made and executed by a corporate officer of record, as reflected in the records of the Georgia Secretary of State, or by valid corporate resolution or authorization identifying such corporate officer.

- B. Except as provided in O.C.G.A. §§ 36-91-52 and 36-91-53, if for any reason whatsoever the successful Bidder withdraws from the competition after opening of the Bids, or if Bidder refuses to execute and deliver the Contract and Bonds required in Article 2 of the General Conditions, the provisions of the Bid Bond may be enforced.
- C. Except as provided in O.C.G.A. §§ 36-91-52 and 36-91-53, a Bid may not be revoked or withdrawn until sixty (60) days after the time set for opening the Bids. Upon expiration of this time period, the Bid will cease to be valid, unless the Bidder provides written notice to the Owner prior to the scheduled expiration date that the Bid will be extended for a time period specified by the Owner.

## **1.08 RECEIPT AND OPENING OF BIDS**

The Owner may consider a technicality and informality any Bid not prepared and submitted in strict accordance with the provisions hereof and may waive any technicality and informality or reject any and all Bids. Any Bid may be withdrawn prior to the above scheduled time for the opening of Bids or authorized postponement thereof. Any Bid received after the time and date specified shall not be opened.

## **1.09 CONDITIONS OF THE PROJECT**

- A. Each Bidder must be informed fully of the conditions relating to the construction of the Project and the employment of labor thereon. Failure to do so will not relieve a successful Bidder of the obligation to furnish all material and labor necessary to carry out the provisions of the Contract Documents. Insofar as possible, the Bidder, in carrying out the Work, must employ such methods or means as will not cause any interruption of or interference with the work of any other contractor.
- B. The Bidder is advised to examine the location of the Project and to be informed fully as to its conditions; access requirements, the conformation of the ground; the character, quality and quantity of the products needed preliminary to and during the prosecution of the work; the general and local conditions and all other matters which can in any way affect the work to be done under the Contract Documents. Failure to examine the site will not relieve the successful Bidder of an obligation to furnish all products and labor necessary to carry out the provisions of the Contract Documents.
- C. The Bidder shall notify the Owner of the date and time Bidder proposes to examine the location of the Project. The Bidder shall confine examination to the specific areas designated for the proposed construction, including easements and public right-of-ways. If, due to some unforeseen reason, the proceedings for obtaining the proposed construction site (including easements), have not been completed, the Bidder may enter

the site only with the express consent of the property owner. The Bidder is solely responsible for any damages caused by examination of the site.

- ~~D. All anticipated federal, state and local permits required for the Project \_\_\_\_\_ *[here insert the word "have" or the phrase "have not"]* been obtained. *[If any permits have not been obtained insert the following sentence and insert the anticipated date for obtaining all of the required permits: "Required permits are anticipated on or before \_\_\_\_\_"]*.~~
- ~~E. All rights of way and easements anticipated for the Project *[here insert the word "have" or the phrase "have not"]* been obtained. *[If any rights of way or easements have not been obtained insert the following sentence and insert the anticipated date for obtaining all of the required rights of way or easements: "Required rights of way or easements are anticipated on or before \_\_\_\_\_"]*.~~

## 1.10 EQUAL EMPLOYMENT OPPORTUNITY

- A. During the performance of the Contract, the Bidder agrees as follows:
1. The Bidder shall not discriminate against any employee or applicant for employment, or in any employment action during employment, based upon any applicable, legally-recognized and protected basis, including, but not limited to, veteran status, uniformed service member status, race, color, religion, sex, sexual orientation, gender identity, age (40 and over), pregnancy (including childbirth, lactation and related medical conditions), national origin or ancestry, citizenship status, physical or mental disability, genetic information (including testing and characteristics), or any other consideration protected by federal, state, or local law.
  2. The Bidder shall, in all solicitation or advertisement for employees placed by or on behalf of Bidder, state that all qualified applicants will receive consideration for employment without regard to any applicable, legally-recognized and protected consideration, including, but not limited to veteran status, uniformed service member status, race, color, religion, sex, sexual orientation, gender identity, age (40 and over), pregnancy (including childbirth, lactation and related medical conditions), national origin or ancestry, citizenship status, physical or mental disability, genetic information (including testing and characteristics), or any other characteristic or basis protected by federal, state, or local law.
  3. The Bidder shall send to each labor union or representative of the workers, with which the Bidder has a collective bargaining agreement or other contract or understanding, a notice advising the labor union or worker's representative of the Bidder's commitments under the Equal Employment Opportunity Program of the Owner and shall post copies of the notice in conspicuous places available to employees and applicants for employment.
  4. The Bidder and its subcontractors, if any, shall file compliance reports at reasonable times and intervals with the Owner in the form and to the extent



prescribed by the Owner or the Georgia Department of Natural Resources. Compliance reports filed at such times as directed shall contain information as to the employment practices, policies, programs and statistics of the Bidder and its subcontractors.

5. The Bidder shall demonstrate by the documentation required in Paragraph C, below, that a “Good Faith Effort” has been made to achieve compliance with the Owner’s goal that a minimum of ten percent (10%) of the Contract Price shall be subcontracted to a Disadvantaged Business Enterprise (DBE), which includes *business enterprises owned by women and by minorities*. More specifically, as used herein, the term “DBE” means a firm or business which is at least fifty-one percent (51%) owned, operated, capitalized, and controlled by one or more United States citizens or lawfully admitted residents who are socially and economically disadvantaged, as defined below.

As used herein, social disadvantage means an individual who is a member of a *presumed group* or who is a *woman*. Economic disadvantage, as used herein, means, generally, a socially disadvantaged individual who does not have a personal net worth in excess of \$1.32 million dollars, excluding the primary residence and ownership in the subject firm.

Member(s) of a *presumed group* include Black Americans (any Black racial group originating in Africa); Hispanic Americans (origins in Mexico, Puerto Rico, Cuba, Central and South America, or other Spanish or Portuguese cultures); Native Americans (Native of Alaska or Hawaii or certified member of a federal or state recognized Tribe); Asian Pacific Americans (origins in the Pacific Islands, China, Taiwan, Korea, Japan, Thailand, Burma, Cambodia, Vietnam, Malaysia, Indonesia, Singapore, or Philippines); and Subcontinent Asian Americans (origins in India, Pakistan, Bangladesh, Bhutan, Maldives Islands, Nepal, or Sri Lanka).

As used herein, the term “subcontracted” means providing subcontracting services or furnishing products or materials to be utilized in the performance of the Work.

6. The Bidder shall include the provisions of paragraphs 1 through 6 of this Section 1.10.A in every subcontract or purchase order so that such provisions will be binding upon each subcontractor or vendor.
  - B. In determining whether a Bidder has made “Good Faith Efforts”, the Owner will look not only at the different kinds of effort that a Bidder has made, but also the quantity and intensity of these efforts.
  - C. The following list of kinds of efforts is provided for consideration:
    1. Whether the Bidder attended any pre-solicitation or pre-bid meetings that were scheduled by the Agent to inform DBEs of contracting and subcontracting opportunities;
    2. Whether the Bidder advertised in general circulation, trade association, and

- minority-focus media concerning the sub-contracting opportunities;
3. Whether the Bidder provided written notice to a reasonable number of specific DBEs that their interest in the Contract was being solicited, in sufficient time to allow the DBEs to participate effectively;
  4. Whether the Bidder followed up initial solicitations of interest by contacting DBEs to determine with certainty whether the DBEs were interested;
  5. Whether the Bidder selected portions of the Work to be performed by DBEs in order to increase the likelihood of meeting the DBE goals (including, where appropriate, breaking down contracts into economically feasible units to facilitate DBE participation);
  6. Whether the Bidder provided interested DBEs with adequate information about the Drawings, Specifications and requirements of the Contract Documents;
  7. Whether the Bidder negotiated in good faith with interested DBEs, not rejecting DBEs as unqualified without sound reasons based on a thorough investigation of their capabilities;
  8. Whether the Bidder made efforts to assist interested DBEs in obtaining bonding, lines of credit, or insurance required by the Contract Documents or Contractor; and
  9. Whether the Bidder effectively used the services of available minority or women community organizations; minority or women contractor's groups; local, state and federal minority or women business assistance offices and other organizations that provide assistance in the recruitment and placement of DBEs.
- D. Each Bidder shall include with his or her Bid a Statement of Disadvantaged Firm Utilization. Such statement shall include, as a minimum, the names and addresses of all disadvantaged/minority/women enterprise firms providing subcontracting services, furnishing products or materials, etc., the nature of the work to be contracted; and the anticipated cost of the services by each named firm as a percentage of the total Contract Price set forth in the Bid. The percentage participation should be calculated on the basis of the proportion of total dollar value of the Bid, including bulk purchase materials supplied by DBEs.
- E. It is the desire of the Owner that DBEs be given the opportunity to bid on the various parts of the Work, and that to the extent feasible, DBE firms in the Middle Georgia area will be solicited and used in order to meet the DBE goal set forth above. However, this desire is not intended to restrict or limit competitive bidding or to increase the cost of the Work. The Owner supports a healthy, free market system that seeks to include responsible businesses and provide ample opportunities for business growth and development.

In an effort to assist minority-owned businesses, Georgia law permits an income tax

adjustment on the state tax return of any company that subcontracts with a certified minority-owned firm to furnish goods, property or services to the State of Georgia pursuant to O.C.G.A. §48-7-38. Suppliers should consult with their tax advisors to find out how to take advantage of these tax credits.

### **1.11 NOTICE OF SPECIAL CONDITIONS**

If any special federal, state, county or city laws, municipal ordinances, and the rules and regulations of any authorities having jurisdiction over construction of the Project, enclosed, herein referred to, or applicable by law to the Project, conflict with requirements of the Contract Documents, then the federal, state, county or city laws, municipal ordinances, and the rules and regulations of any authorities having jurisdiction over construction of the Project shall prevail and supersede the conflicting requirements of the Contract Documents.

### **1.12 OBLIGATION OF BIDDER**

- A. By submission of a Bid, each Bidder warrants that Bidder has inspected the site and has read and is thoroughly familiar with the Contract Documents (including all addenda). The failure or omission of any Bidder to examine any form, instrument or document shall in no way relieve any Bidder from any obligation in respect to the Bid.
- B. Special attention is directed to Article 2 and Article 4, "Insurance" contained at pages 00700-3 through 00700-6 in the General Conditions. The Owner requires (1) "Worker's Compensation and Employer's Liability Insurance," (2) "Commercial General and Umbrella Liability Insurance," (3) "Business Auto and Umbrella Liability Insurance," and (4) "Materials and Floater" Insurance. For each of the required policies, the Owner requires a certificate of insurance at least quarterly, a copy of the endorsement of the insurance company showing the Owner as an additional insured, and a copy of the insurance policy declaration and any necessary endorsements.
- C. Attention is further directed to Paragraph 6 of 00500, Contract Agreement and Article 9 of 00700, General Conditions regarding assignments. Prior written consent of the Owner is required for any assignment of any portion of this Contract, including any assignment due to "buyout" of Bidder or other acquisition of Bidder where the Bidder is a corporation or where Bidder is 50 percent or more owned by a corporation, firm, or person.

### **1.13 METHOD OF AWARD**

- A. The Contract, if awarded, will be awarded to the lowest responsible and responsive Bidder whose Bid meets the requirements and criteria set forth in the Contract Documents. The Contract, if awarded, will be awarded by base bid plus selected alternates on a lump sum basis, comprised of unit prices, for the performance and completion of all Work required by the Contract Documents.
- B. The Bidder to whom the award is made will be notified. The Owner reserves the right to reject any and all Bids and to waive any technicalities and informalities in Bids received whenever such rejection or waiver is in the Owner's interest.



- C. A responsive Bidder shall be one who submits a Bid in the proper form without qualification or intent other than as called for in the Contract Documents, and who binds itself on behalf of the Bid to the Owner with the proper Bid Bond completed and attached, and who properly completes all forms required to be completed and submitted at the time of the Bidding. The Bidder shall furnish all data, documents, forms, and certifications required by the Contract Documents. Failure to do so may result in the Bid being declared non-responsive.
- D. A responsible Bidder shall be one who can fulfill the following requirements:
1. The Bidder shall maintain a permanent place of business. This requirement applies to the Bidder where the Bidder is a division of a corporation, or where the Bidder is 50 percent or more owned by a person, corporation or firm.
  2. The Bidder shall demonstrate adequate construction experience and sufficient equipment resources to properly perform the work under and in conformance with the Contract Documents. This evaluation will be based upon a list of completed or active projects and a list of construction equipment available to the Bidder to perform the work. The Owner may make such investigations as deemed necessary to determine the ability of the Bidder to perform the Work, and the Bidder shall furnish to the Owner all such information and data for this purpose as the Owner may reasonably request. The Owner reserves the right to reject any Bid if the evidence submitted by, or investigation of, such Bidder fails to satisfy the Owner that such Bidder is properly qualified to carry out the obligations of the Contract Documents and to complete the Project contemplated therein.
  3. The Bidder shall demonstrate financial resources of sufficient strength to meet the obligations incident to the performance of the Work covered by the Contract Documents. The ability to obtain the required Performance and Payment Bonds will not alone demonstrate adequate financial capability.

#### **1.14 EMPLOYMENT OF LOCAL LABOR**

Preference in employment on the Project shall, insofar as practical, be given to qualified local labor.

END OF SECTION

**FEDERAL WORK AUTHORIZATION PROGRAM AFFIDAVITS**

**EACH BIDDER MUST PROVIDE THE OWNER WITH THE  
PROPERLY COMPLETED AND PROPERLY SIGNED FEDERAL  
WORK AUTHORIZATION PROGRAM AFFIDAVITS AS  
REQUIRED BY O.C.G.A. § 13-10-91**

**THIS FORM MUST BE COMPLETED BY ALL CONTRACTORS, ALL  
SUBCONTRACTORS AND ALL SUB-SUBCONTRACTORS**

**THE FORMS ARE ATTACHED HERETO.**

**Contractor Affidavit under O.C.G.A. § 13-10-91(b)(1)**

By executing this affidavit, the undersigned contractor verifies its compliance with O.C.G.A. § 13-10-91, stating affirmatively that the individual, firm or corporation which is engaged in the physical performance of services on behalf of the Macon Water Authority has registered with, is authorized to use and uses the federal work authorization program commonly known as E-Verify, or any subsequent replacement program, in accordance with the applicable provisions and deadlines established in O.C.G.A. § 13-10-91. Furthermore, the undersigned contractor will continue to use the federal work authorization program throughout the contract period and the undersigned contractor will contract for the physical performance of services in satisfaction of such contract only with subcontractors who present an affidavit to the contractor with the information required by O.C.G.A. § 13-10-91(b). Contractor hereby attests that its federal work authorization user identification number and date of authorization are as follows:

\_\_\_\_\_  
Federal Work Authorization User Identification Number

\_\_\_\_\_  
Date of Authorization

\_\_\_\_\_  
Name of Contractor

\_\_\_\_\_  
Name of Project

Name of Public Employer: the Macon Water Authority

I hereby declare under penalty of perjury that the foregoing is true and correct.

Executed on \_\_\_\_\_, \_\_\_\_, 20\_\_ in \_\_\_\_\_ (city), \_\_\_\_\_ (state).

\_\_\_\_\_  
Signature of Authorized Officer or Agent

\_\_\_\_\_  
Printed Name and Title of Authorized Officer or Agent

SUBSCRIBED AND SWORN BEFORE ME  
ON THIS THE \_\_\_\_\_ DAY OF \_\_\_\_\_, 20\_\_.

\_\_\_\_\_  
NOTARY PUBLIC

My Commission Expires: \_\_\_\_\_, 20\_\_.

**Subcontractor Affidavit under O.C.G.A. § 13-10-91(b)(3)**

By executing this affidavit, the undersigned subcontractor verifies its compliance with O.C.G.A. § 13-10-91, stating affirmatively that the individual, firm or corporation which is engaged in the physical performance of services under a contract with \_\_\_\_\_ [insert name of contractor] on behalf of the Macon Water Authority has registered with, is authorized to use and uses the federal work authorization program commonly known as E-Verify, or any subsequent replacement program, in accordance with the applicable provisions and deadlines established in O.C.G.A. § 13-10-91. Furthermore, the undersigned subcontractor will continue to use the federal work authorization program throughout the contract period and the undersigned subcontractor will contract for the physical performance of services in satisfaction of such contract only with sub-subcontractors who present an affidavit to the subcontractor with the information required by O.C.G.A. § 13-10-91(b). Additionally, the undersigned subcontractor will forward notice of the receipt of an affidavit from a sub-subcontractor to the contractor within five business days of receipt. If the undersigned subcontractor receives notice that a sub-subcontractor has received an affidavit from any other contracted sub-subcontractor, the undersigned subcontractor must forward, within five business days of receipt, a copy of the notice to the contractor. Subcontractor hereby attests that its federal work authorization user identification number and date of authorization are as follows:

\_\_\_\_\_  
Federal Work Authorization User Identification Number

\_\_\_\_\_  
Date of Authorization

\_\_\_\_\_  
Name of Subcontractor

\_\_\_\_\_  
Name of Project

Name of Public Employer: Macon Water Authority

I hereby declare under penalty of perjury that the foregoing is true and correct.

Executed on \_\_\_\_\_, \_\_\_\_, 20\_\_ in \_\_\_\_\_ (city), \_\_\_\_\_ (state).

\_\_\_\_\_  
Signature of Authorized Officer or Agent

\_\_\_\_\_  
Printed Name and Title of Authorized Officer or Agent

SUBSCRIBED AND SWORN BEFORE ME  
ON THIS THE \_\_\_\_\_ DAY OF \_\_\_\_\_, 20\_\_.

\_\_\_\_\_  
NOTARY PUBLIC

My Commission Expires: \_\_\_\_\_, 20\_\_.

**Sub-subcontractor Affidavit under O.C.G.A. § 13-10-91(b)(4)**

By executing this affidavit, the undersigned sub-subcontractor verifies its compliance with O.C.G.A. § 13-10-91, stating affirmatively that the individual, firm or corporation which is engaged in the physical performance of services under a contract for \_\_\_\_\_ [insert name of subcontractor or sub-subcontractor with whom such sub-subcontractor has privity of contract] and \_\_\_\_\_ [insert name of contractor] on behalf of the Macon Water Authority has registered with, is authorized to use and uses the federal work authorization program commonly known as E-Verify, or any subsequent replacement program, in accordance with the applicable provisions and deadlines established in O.C.G.A. § 13-10-91. Furthermore, the undersigned sub-subcontractor will continue to use the federal work authorization program throughout the contract period and the undersigned sub-subcontractor will contract for the physical performance of services in satisfaction of such contract only with sub-subcontractors who present an affidavit to the sub-subcontractor with the information required by O.C.G.A. § 13-10-91(b). The undersigned sub-subcontractor shall submit, at the time of such contract, this affidavit to \_\_\_\_\_ [insert name of subcontractor or sub-subcontractor with whom such sub-subcontractor has privity of contract]. Additionally, the undersigned sub-subcontractor will forward notice of the receipt of any affidavit from a sub-subcontractor to \_\_\_\_\_ [insert name of subcontractor or sub-subcontractor with whom such sub-subcontractor has privity of contract]. Sub-subcontractor hereby attests that its federal work authorization user identification number and date of authorization are as follows:

\_\_\_\_\_  
Federal Work Authorization User Identification Number

\_\_\_\_\_  
Date of Authorization

\_\_\_\_\_  
Name of Sub-subcontractor

\_\_\_\_\_  
Name of Project

\_\_\_\_\_  
Name of Public Employer

I hereby declare under penalty of perjury that the foregoing is true and correct.

Executed on \_\_\_\_\_, \_\_\_\_, 20\_\_ in \_\_\_\_\_ (city), \_\_\_\_\_ (state).

\_\_\_\_\_  
Signature of Authorized Officer or Agent

\_\_\_\_\_  
Printed Name and Title of Authorized Officer or Agent

SUBSCRIBED AND SWORN BEFORE ME  
ON THIS THE \_\_\_\_\_ DAY OF \_\_\_\_\_, 20\_\_.

\_\_\_\_\_  
NOTARY PUBLIC

My Commission Expires: \_\_\_\_\_, 20\_\_.



**BID**

TO: MACON WATER AUTHORITY

FROM: \_\_\_\_\_  
(Bidder's Name)

FOR: \_\_\_\_\_

Submitted: \_\_\_\_\_, 20\_\_

The undersigned Bidder, in compliance with your Invitation to Bid for the construction of this Project, having examined the Contract Documents and the site of the proposed Work, and being familiar with all of the conditions surrounding the construction of the proposed Project, including the availability of materials and labor, hereby proposes to construct the Project in accordance with the Contract Documents.

The Bidder proposes and agrees, if this Bid is accepted, to contract with the Macon Water Authority, in the form of Contract Agreement specified, and to furnish all necessary products, machinery, tools, apparatus, means of transportation and labor necessary to complete the construction of the Work in full and complete accordance with the reasonably intended requirements of the Contract Documents to the full and entire satisfaction of the Macon Water Authority with a definite understanding that no money will be allowed for extra work except as set forth in the Contract Documents, for the following prices:

Item No.	Quantity	Unit	Description	Unit Price	Total Price
<b>1</b>	<b>Roof Removal and Replacement</b>				
a.	1	LS	a. Replace Roof as indicated on Drawing X-1 thru R-4 and as specified in all Specification Sections.		
<b>2</b>	<b>Allowance No. 1: Replace Metal Deck</b>				
a.	1600	SF	a. Repair/replacement of structurally deteriorated metal deck as specified in Section 070150.19 "Preparation for Reroofing."		
<b>3</b>	<b>Alternate No. 1: Remove Clerestory Windows, Install Wood Stud Wall, and Metal Wall Panels</b>				
	1	LS	a. Remove existing windows, install new wood stud wall with plywood sheathing, and install metal R-panel as indicated on Drawing Sheet R-4, Detail 4 and as specified in Section 074213 "Metal Wall Panels." Include repair of moisture damaged stud wall and sheathing at existing metal wall panel system on Area 2.		
<b>TOTAL BASE BID (ITEMS 1-2):</b>					
<b>TOTAL BASE BID PLUS ALTERNATE (ITEMS 1-3):</b>					

Total Bid for Items 1 through 2, inclusive, in the amount of

\_\_\_\_\_ Dollars

(\$ \_\_\_\_\_) which sum hereinafter is called the "Base Bid".

Total Bid for Items 1 through 3, inclusive, in the amount of

\_\_\_\_\_ Dollars

(\$ \_\_\_\_\_) which sum hereinafter is called the "Base Bid Plus Alternate".

The Bidder agrees hereby to commence Work under this Contract, with adequate personnel and equipment, on a date to be specified in a written order of the Engineer, and to fully complete all Work under this Contract within Ninety (90) consecutive calendar days from and including said date specified in the written order of the Engineer. Bidder further agrees to pay as liquidated damages, the sum of \$250.00 for each calendar day thereafter required to achieve substantial completion of all Work.

The Bidder declares an understanding that the quantities shown for unit price items are subject to either increase or decrease, and that should the quantities of any of the items of Work be increased, the Bidder proposes to do the additional Work at the unit prices stated herein; and should the quantities be decreased, the Bidder also understands that payment will be made on the basis of actual quantities at the unit price bid and will make no claim for additional costs or anticipated profits for any decrease in quantities; and that actual quantities will be determined upon completion of Work, at which time adjustment will be made to the Contract Price by direct increase or decrease.

In case of discrepancies between the figures shown in the unit prices and the totals, the unit prices shall apply and the totals shall be corrected to agree with the unit prices. In case of discrepancies between written amounts and figures, written amounts shall take precedence over figures and the sum of all Bid extensions (of unit prices) plus lump sum items shall take precedence over the Bidder's represented BID TOTAL.

The Bidder furthermore agrees that, in the case of a failure to execute the Contract Agreement and Bonds within ten days after receipt of conformed Contract Documents for execution, the attached Bid Bond accompanying this Bid and the monies payable thereon shall be paid into the funds of the Macon Water Authority as liquidated damages for such failure.

Bid

Attached hereto is a Bid Bond for the sum of \_\_\_\_\_

\_\_\_\_\_ Dollars (\$ \_\_\_\_\_) according to the conditions of "Instructions to Bidders" and provisions thereof.

Bidder acknowledges receipt of the Following Addenda:

Addendum No. 1, dated: \_\_\_\_\_

Addendum No. 2, dated: \_\_\_\_\_

Addendum No. 3, dated: \_\_\_\_\_

Addendum No. 4, dated: \_\_\_\_\_

Remainder of Page Left Blank  
[Signatures, attestations, and seal on following page]

**BIDDER:** \_\_\_\_\_

By: \_\_\_\_\_

Name: \_\_\_\_\_  
(Print or Type)

Title: \_\_\_\_\_

Address: \_\_\_\_\_  
\_\_\_\_\_

Phone: \_\_\_\_\_

Attest: \_\_\_\_\_

Name: \_\_\_\_\_  
(Print or Type)

Title: \_\_\_\_\_

(SEAL)

Note: Attest for a corporation must be by the secretary of record for the corporation, as reflected in the records of the Georgia Secretary of State; for a partnership by another partner; for an individual by a notary.

Note: If the Bidder is a corporation, the Bid shall be signed by an officer of the corporation; if a partnership, it shall be signed by a partner. If signed by others, authority for signature shall be attached.

The full names and addresses of persons or parties interested in the foregoing Bid, as principals, are as follows:

<u>Name</u>	<u>Address</u>
_____	_____
_____	_____
_____	_____
_____	_____
_____	_____



END OF SECTION

**BID BOND**

STATE OF GEORGIA

COUNTY OF MACON-BIBB

KNOW ALL MEN BY THESE PRESENTS, that we, \_\_\_\_\_, as Principal, and \_\_\_\_\_, as Surety, are held and firmly bound unto the Owner, the Macon Water Authority, in the sum of \_\_\_\_\_ Dollars (\$ \_\_\_\_\_) lawful money of the United States of America, for the payment of which sum well and truly to be made, we bind ourselves, our heirs, personal representatives, successors and assigns, jointly and severally, firmly by these presents.

WHEREAS, the Principal has submitted to the Owner a Bid for the \_\_\_\_\_.

NOW THEREFORE, the conditions of this obligation are such that if the Bid be accepted, the Principal shall, within ten days after receipt of conformed Contract Documents, execute a Contract in accordance with the Bid upon the terms, conditions and prices set forth therein, and in the form and manner required by the Contract Documents and execute sufficient and satisfactory separate Performance and Payment Bonds payable to the Owner, each in an amount of 100 percent of the total Contract Price, in form satisfactory to the Owner, then this obligation shall be void; otherwise, it shall be and remain in full force and effect in law; and the Surety shall, upon failure of the Principal to comply with any or all of the foregoing requirements within the time specified above, immediately pay to the aforesaid Owner, upon demand, the amount hereof in good and lawful money of the United States of America, not as a penalty, but as liquidated damages.

This bond is given pursuant to and in accordance with the provisions of the Georgia Procurement Manual and Georgia Local Government Public Works Construction Law, O.C.G.A. § 36-91-1 et. seq.. All the provisions of the law referring to this character of bond as set forth in said Manual or Code Sections or as may be hereinafter enacted and these are hereby made a part hereof to the same extent as if set out herein in full.

*Remainder of Page Left Blank  
[Signatures, attestations, and seals on following page]*

IN WITNESS WHEREOF, the said Principal has hereunder affixed its signature and seal, and said Surety has hereunto caused to be affixed its corporate signature and seal, by its duly authorized officers, on this \_\_\_\_\_ day of \_\_\_\_\_, 20\_\_.

**CONTRACTOR - PRINCIPAL:** \_\_\_\_\_

By: \_\_\_\_\_

Name: \_\_\_\_\_

(Print or Type)

Address: \_\_\_\_\_

\_\_\_\_\_

Phone: \_\_\_\_\_

Attest: \_\_\_\_\_

Name: \_\_\_\_\_

(Print or Type)

Title: \_\_\_\_\_

(SEAL)

Note: Attest for a corporation must be by the secretary of record for the corporation, as reflected in the records of the Georgia Secretary of State; for a partnership by another partner; for an individual by a notary.

**SURETY:** \_\_\_\_\_

By: \_\_\_\_\_

Name: \_\_\_\_\_

(Print or Type)

Title: \_\_\_\_\_

Phone: \_\_\_\_\_

Attest: \_\_\_\_\_

Name: \_\_\_\_\_

(Print or Type)

Title: \_\_\_\_\_

(SEAL)

Note: Surety companies executing bonds must appear on the Treasury Department's most current list (Circular 570 as amended) and be authorized to transact business in the state where the Project is located.

END OF SECTION

---

---

**SECTION 00420**

**STATEMENT OF BIDDER'S QUALIFICATIONS**

All questions must be answered and the data given must be clear and comprehensive. This statement must be notarized. If necessary, questions may be answered on separate attached sheets. The Bidder may submit any additional information desired. Attach all additional sheets to this statement.

1. Name of Bidder: \_\_\_\_\_
2. Permanent main office address: \_\_\_\_\_
3. When organized: \_\_\_\_\_
4. If a Corporation, where incorporated: \_\_\_\_\_
5. How many years have you been engaged in the contracting business under your present firm or trade name? \_\_\_\_\_
6. Contracts on hand: (Schedule these, showing amount of each contract and the appropriate anticipated dates of completion): \_\_\_\_\_
7. General description of type of work performed by your company: \_\_\_\_\_  
\_\_\_\_\_
8. Have you ever failed to complete any work awarded to you? If so, where and why?  
\_\_\_\_\_
9. Have you ever defaulted on a contract? If so, where and why?  
\_\_\_\_\_
10. Attach a list of the most important projects recently completed by your company which are similar in scope to this Project. For each project, list its: official name and owner, a contact person's name, company and position, address and phone number; completion date; and contract amount.
11. Names, background and experience of the principal members of your organization, including officers: \_\_\_\_\_  
\_\_\_\_\_

Statement of Bidder's Qualifications

12. The undersigned hereby authorizes and requests any person, firm, or corporation to furnish any information requested by the Owner in verification of the recitals comprising this Statement of Bidder's Qualifications.

Dated this \_\_\_\_\_ day of \_\_\_\_\_, 20\_\_.

BIDDER: \_\_\_\_\_

By: \_\_\_\_\_

Title: \_\_\_\_\_

State of \_\_\_\_\_

County of \_\_\_\_\_

\_\_\_\_\_ being duly sworn deposes and says that he or she is \_\_\_\_\_ of \_\_\_\_\_ and that the answers to the foregoing questions and all statements therein contained are true and correct. Subscribed and sworn to before me this \_\_\_\_\_ day of \_\_\_\_\_, 20\_\_.

Notary Public: \_\_\_\_\_

(SEAL)

My Commission Expires: \_\_\_\_\_

(Date)

END OF SECTION



---

---

**SECTION 00422**

**CORPORATE CERTIFICATE**

I, \_\_\_\_\_, certify that I am the Secretary of the Corporation named as Bidder in the foregoing Bid; that \_\_\_\_\_, who signed said Bid on behalf of the Bidder was then \_\_\_\_\_ of said Corporation; that said Bid was duly signed for and on behalf of said Corporation by authority of its Board of Directors, and is within the scope of its corporate powers; that said Corporation is organized under the laws of the State of \_\_\_\_\_.

This \_\_\_\_\_ day of \_\_\_\_\_, 20\_\_\_\_.

(Corporate Secretary) \_\_\_\_\_

(SEAL)

END OF SECTION

**STATEMENT OF DISADVANTAGED FIRM UTILIZATION**

The Bidder shall list all disadvantaged firms, as are defined in the Instructions to Bidders, providing subcontracting services, furnishing products or materials, etc., to be utilized in the performance of the work. This list shall be submitted in the following format:

Subcontractor (Name & Address)	Nature of Work to be Contracted	Group (Local, DBE)	Anticipated Cost of Services (\$ Value, %)
			\$
			%
			\$
			%
			\$
			%
			\$
			%
			\$
			%
			\$
			%
			\$
			%
			\$
			%

*NOTE: Any proposed changes from the above list shall be submitted in writing to the Macon Water Authority prior to initiation of the action, with the reason for the proposed deviation.*

END OF SECTION

---

---

**SECTION 00425**

**CONTRACTOR'S LICENSE CERTIFICATION**

Contractor's Name: \_\_\_\_\_

Georgia Contractor's License Number: \_\_\_\_\_

Expiration Date of License: \_\_\_\_\_

I certify that the above information is true and correct and that the classification noted is applicable to the Bid for this Project.

Signed: \_\_\_\_\_

Printed: \_\_\_\_\_

Date: \_\_\_\_\_

END OF SECTION

**CONTRACTOR'S CERTIFICATION OF AUTHORITY**  
(IF OUT OF STATE CONTRACTOR)

Contractor's Name: \_\_\_\_\_

Georgia Certificate of Authority Number: \_\_\_\_\_

Expiration Date of Certificate: \_\_\_\_\_

I certify that the above information is true and correct and that the classification noted is applicable to the Bid for this Project.

Signed: \_\_\_\_\_

Printed: \_\_\_\_\_

Date: \_\_\_\_\_

END OF SECTION

**SECTION 00480**

**NON-COLLUSION AFFIDAVIT OF PRIME BIDDER**

STATE OF GEORGIA COUNTY OF \_\_\_\_\_  
\_\_\_\_\_, being first duly sworn, deposes and says that:

He or she is \_\_\_\_\_  
(Owner, Partner, Officer, Representative or Agent)  
of \_\_\_\_\_, the Bidder that has submitted the attached Bid;

He or she is fully informed respecting the preparation and contents of the attached Bid and of all pertinent circumstances respecting such Bid;

He or she understands that collusive bidding is a violation of State and Federal law and can result in fines, prison sentences, and civil damages awards;

Such Bid is genuine and is not a collusive or sham Bid;

Neither the said Bidder nor any of its officers, partners, owners, agents, representatives, employees or parties in interest, including this Affiant, has in any way colluded, conspired, connived or agreed, directly or indirectly with any other Bidder, firm or person to submit a collusive or sham Bid in connection with the Contract for which the attached Bid has been submitted or to refrain from bidding in connection with such Contract, or has in any manner, directly or indirectly, sought by agreement or collusion or communication or conference with any other Bidder, firm or person to fix the price or prices in the attached Bid or of any other Bidder, or to fix any overhead, profit or cost element of the Bid price or the Bid price of any other Bidder, or to secure through any collusion, conspiracy, connivance or unlawful agreement any advantage against the Owner, the Macon Water Authority, or any person interested in the proposed Contract; and

The price or prices quoted in the attached Bid are fair and proper and are not tainted by any collusion, conspiracy, connivance or unlawful agreement on the part of the Bidder or any of its agents, representatives, owners, employees, or parties in interest, including this Affiant. Affiant agrees to abide by all conditions of this Bid, and certifies that he or she is authorized to sign this Bid for the Bidder.

(Signed) \_\_\_\_\_

(Title) \_\_\_\_\_

Subscribed and Sworn to before me this \_\_\_\_\_ day of \_\_\_\_\_, 20\_\_.

\_\_\_\_\_  
(Notary Public)  
(SEAL)

My Commission Expires: \_\_\_\_\_

Note: If the Bidder is a partnership, all of the partners and any officer, agent or other person who

may have represented or acted for the partnership shall also make the foregoing oath. If the Bidder is a corporation, all officers, agents, or other persons who may have acted for or represented the corporation shall also make the oath.

END OF SECTION

**CONTRACT AGREEMENT**

## AGREEMENT BETWEEN CONTRACTOR AND OWNER

THIS AGREEMENT is made and entered into on the \_\_\_ day of \_\_\_\_\_ in the year Two Thousand and \_\_\_\_\_ (20\_\_\_) by and between \_\_\_\_\_, hereinafter referred to as the “Contractor”, and THE MACON WATER AUTHORITY, hereinafter (the “Owner”) (collectively, “the Parties”).

WITNESSETH, that the Contractor and the Owner, for the consideration hereinafter named, agree as follows:

1. **SCOPE OF WORK.** - That the Contractor will furnish all products, tools, construction equipment, materials, skill and labor of every description necessary to carry out and to complete in a good, firm, substantial workmanlike manner perform the 1948 Warehouse Area 5 Roof Replacement project and will complete the Work in strict conformity with the Drawings and the Specifications (Divisions 01 through 46, inclusive, together with the foregoing Bid made by the Contractor, the Invitation to Bid, Instructions to Bidders, General and Supplementary Conditions, Special Conditions, Performance and Payment Bonds and all Addenda hereto incorporated (if applicable) which form essential parts of this Contract Agreement, as if fully contained herein, the same collectively referred to as the “Contract Documents.”

2. **TIME OF COMPLETION.**-The Contractor shall commence the Work to be performed under this Contract Agreement on a date to be specified in a written Notice to Proceed and shall achieve substantial completion of all Work required by the Contract Documents within Ninety (90) consecutive calendar days (the “Contract Time”). Time is of the essence and is an essential element of this Contract, and the Contractor shall pay to the Owner, not as a penalty, but as liquidated damages, the sum of Two Hundred and Fifty Dollars (\$250.00) for each calendar day for which there is an unexcused delay in achieving substantial completion of the Work within the time limit set forth herein. These liquidated damages are not established as a penalty but are calculated and agreed upon in advance by the Owner and the Contractor due to the uncertainty and impossibility of making a determination as to the actual and consequential damages incurred by the Owner and the general public of Macon-Bibb County, Georgia as a result of the failure on the part of the Contractor to complete the Work on time. Such liquidated damages referred to herein are intended to be and are cumulative and shall be in addition to every other remedy now or hereafter enforceable at law, in equity, by statute, or under the Contract Documents.

3. **THE CONTRACT PRICE.**-The Owner shall pay to the Contractor for the faithful performance of the Contract Agreement, subject to additions and deductions as provided for in the Contract Documents, in current funds a sum of \_\_\_\_\_ Dollars (\$ \_\_\_\_\_ .00) (the “Contract Price”) which sum shall also pay for loss or damage arising out of the nature of the Work aforesaid, or from the action of the elements, or from unforeseen obstructions or difficulties encountered in the prosecution of the Work, and for all expenses incurred by, or in consequence of the Work, its suspension or discontinuance and for well and faithfully completing the Work and the whole thereof, as herein provided, and for replacing defective Work or products for a period of one year after completion.

4. **PROGRESS PAYMENTS** The Owner shall make progress payments on account of the Contract Price as follows: On or about the 20th day of each month, ninety-five percent (95%) of the value, based on the contract prices, of labor and materials incorporated in the Work and of materials suitably stored at the site thereof up to the twenty-fifth day of the month preceding, as estimated by the Engineer, less the aggregate of previous payments. Application for Payment must be made on the standard Owner's form to be provided by the Owner to the Contractor. No form of collateral in lieu of cash will be acceptable as retainage. At the discretion of the Owner, the retainage of each Subcontractor may be released separately as each Subcontractor completes its work. An application for release of a Subcontractor's retainage shall bear the certificates of the Subcontractor, the Contractor, and the Engineer that the Subcontractor's work has been fully performed and that the sum for which payment is requested is due by the Contractor to the Subcontractor. Checks releasing a Subcontractor's retainage shall be made payable to the Contractor, the Contractor's surety, and the Subcontractor, and shall be mailed to the Contractor's surety. This Article does not create any contractual relationship between the Owner and the Subcontractor or any duty of the Owner to any Subcontractor. Payments pursuant to this Article shall in no way diminish, change, alter or affect the rights of the Owner under the Contract Documents.

5. **FINAL PAYMENT.**-(a)-Final payment including retainage, shall be due 30 days after the date of notice from the Owner of the final acceptance of the Work, provided that all other requirements of the Contract Documents shall have been met in full. Final payment shall be made by a check payable jointly to the Contractor and surety and shall be mailed to the surety.

(b)-Upon receipt of written notice from the Contractor pursuant to Article 30 of the General Conditions that the Work is ready for final inspection, the Engineer shall promptly make such inspection, and when he/she finds the Work complies with the Contract Documents, and when the Contract shall have been fully performed the Engineer shall promptly issue a final certificate of recommendation to the Owner, over the Engineer's signature, stating that the Work required by the Contract Documents has been completed under the terms and conditions thereof, and that the entire balance of the Contract Price found to be due to the Contractor and noted in said final certificate, is due and payable.

(c)-Before issuance of a final certificate of recommendation, the Contractor shall submit evidence satisfactory to the Engineer that all payrolls, material bills, and all other indebtedness in connection with the Work has been paid in full.

(d)-If full completion of the Work is materially delayed through no fault of the Contractor, and the Engineer so certifies same, the Owner shall, upon certificate of the Engineer, and without terminating the Contract, make payment of the balance due for that portion of the Work fully completed. Such payment shall be made under the terms and conditions of the General Conditions governing final payment, except that it shall not constitute a waiver of claims.

6. **NO ASSIGNMENT.**- This Contract and the proceeds of this Contract may not be assigned nor may the performance thereunder be assigned, except with the prior written consent of the Owner.

7. **BONDS.** – The Contractor shall furnish both a performance bond and a payment bond



and shall pay the premium thereon. The performance bond shall guarantee the full performance of the Contract.

Remainder of Page Left Blank

*[Signatures, attestations, and seals on following page]*

IN WITNESS WHEREOF, the parties hereto have executed this Contract Agreement under their respective seals on the day and date first above written in six counterparts, each of which shall, without proof or accounting for the other counterparts, be deemed an original Contract.

Signed, sealed, and delivered in the presence of:

**THE MACON WATER AUTHORITY**

1. \_\_\_\_\_

By: \_\_\_\_\_  
Gary Bechtel, Chairman

2. \_\_\_\_\_

Attest: \_\_\_\_\_  
Ron Shipman, Executive Director & President

(Official Seal)

Signed, sealed, and delivered in the presence of:

CONTRACTOR: \_\_\_\_\_

1. \_\_\_\_\_

By: (Signed) \_\_\_\_\_

2. \_\_\_\_\_

(Printed) \_\_\_\_\_

Attest: (Signed) \_\_\_\_\_

(Printed) \_\_\_\_\_

(Secretary)

(Corporate Seal)

APPROVED AS TO FORM

\_\_\_\_\_

\_\_\_\_\_  
(Printed Name)  
Attorney for the Macon Water Authority

**END OF SECTION**

**PRE-AWARD OATH**

STATE OF GEORGIA  
COUNTY OF \_\_\_\_\_

In accordance with O.C.G.A. 36-91-21(e), we, the undersigned of \_\_\_\_\_

being first duly sworn, depose and say that:

We have not directly or indirectly violated O.C.G.A. 36-91-21(d), and more specifically, we have not

- prevented or attempted to prevent competition in such bidding or proposals by any means whatever,
- prevented or endeavored to prevent anyone from making a bid or proposal thereof by any means whatever, nor
- caused or induced another to withdraw a bid or proposal for the work.

We, the undersigned, to the best of our knowledge, affirm that no other officers, agents or other persons acted for or represented the Contractor in the bidding for and procurement of this Contract.

Signature	Printed Name	Title	Date
_____	_____	_____	_____
_____	_____	_____	_____
_____	_____	_____	_____
_____	_____	_____	_____

\_\_\_\_\_  
(Notary Public) My Commission Expires: \_\_\_\_\_

(SEAL)

END OF SECTION

**PERFORMANCE BOND**

Bond No. \_\_\_\_\_

KNOW ALL MEN BY THESE PRESENTS:

That

\_\_\_\_\_  
(Legal title and address of the Contractor)

as Principal (hereinafter referred to as “Contractor”), and \_\_\_\_\_

\_\_\_\_\_  
(Legal title and address of Surety)

as Surety (hereinafter referred to as “Surety”), do hereby acknowledge ourselves indebted and firmly bound and held unto the Macon Water Authority (the “Owner”) in the amount of \_\_\_\_\_ Dollars (\$ \_\_\_\_\_ .00) to which payment Contractor and Surety bind themselves, their heirs, executors, administrators, successors and assigns, jointly and severally, firmly by these presents.

WHEREAS, the above bound Principal has entered into a Contract with Owner bearing date of \_\_\_\_\_ for construction of \_\_\_\_\_ Project in accordance with Contract Documents prepared by Owner all of which said Contract Documents are incorporated herein by reference and made a part hereof, and are hereinafter collectively referred to as the “Contract.”

NOW THEREFORE, THE CONDITION OF THIS OBLIGATION is such that, if the Contractor shall promptly and faithfully perform and comply with the terms and conditions of said Contract; and shall indemnify and save harmless the Owner against and from all costs, expenses, damages, injury or loss to which said Owner may be subjected by reason of any wrongdoing, including patent infringement, misconduct, want of care or skill, default or failure of performance on the part of said Principal, his agents, subcontractors of employees, in the execution or performance of said Contract, and shall fully reimburse and repay the said Owner any and all outlay, costs, and expense which it may incur in making good any such default and shall guarantee all products and workmanship against defects, as provided in the Contract Documents which comprise and constitute the Contract, for a period of one year and shall replace all defective work and products for such period of one year then this obligation shall be null and void; otherwise it shall remain in full force and effect.

1. The said Surety to this bond, for value received, hereby stipulates and agrees that no change or changes, extension of time or extensions of time, alteration or alterations or addition or additions to the terms of the Contract or to the Work to be performed thereunder, or the specifications or drawings accompanying same shall in any wise affect its obligations on this bond, and it does hereby waive notice of any such change or changes, extension of time or

extensions of time, alteration or alterations or addition or additions to the terms of the Contract or to the Work or to the specifications or drawings.

2. It is expressly agreed that this bond shall be amended automatically and immediately, without formal and separate amendments hereto, upon amendment to the Contract not increasing the Contract Price more than 20 percent in excess of the original Contract Price, so as to bind the Principal and Surety to the full and faithful performance of the Contract as so amended. The term "amendment" shall include any alteration, addition, extension, or modification of any character whatsoever.
3. If pursuant to the Contract Documents the Contractor shall be declared in default by the Owner under the aforesaid Contract, the Owner shall take possession of the Project and finish the Work by whatever method the Owner may deem expedient, in accordance with Article 7 of the General Conditions.
4. Supplementary to and in addition to the foregoing, whenever the Owner shall notify the Surety that the Owner has notice that the Contractor has failed to pay any subcontractor, materialman, or laborer for labor or materials certified by the Contractor as having been paid for by the Contractor, the Surety shall, within thirty (30) days of receipt of such notice, cause to be paid any unpaid amount for such labor or materials.
5. It is expressly agreed by the Principal and the Surety that the Owner, if it desires to do so, is at liberty to make inquiries at any time of subcontractors, laborers, materialmen, or other parties concerning the status of payments for labor, materials, or services furnished in the prosecution of the work.
6. The Surety agrees that other than as is provided in this bond it may not demand of the Owner that the Owner shall (a) perform any thing or act, (b) give any notice, (c) furnish any clerical assistance, (d) render any service, (e) furnish any papers or documents, or (f) take any action of any nature or description which is not required of the Owner to be done under the Contract Documents.
7. No right of action shall accrue on this bond to or for the use of any person or corporation other than the Owner named herein or the legal successors of the Owner.

This bond is given pursuant to and in accordance with the provisions of the Georgia Procurement Manual and of Title 36, Chapter 91 of the Official Code of Georgia Annotated, as may be amended or modified from time to time, and all the provisions of the law referring to this character of bond as set forth in said sections or as may be hereafter enacted or amended and these are hereby made a part hereof to the same extent as if set out in full herein.

*Remainder of Page Left Blank*

*[Signatures, attestations, and seals on following Page]*

Performance Bond

Signed and sealed this \_\_\_\_\_ day of \_\_\_\_\_, 20\_\_.

Signed, sealed and delivered  
in the presence of:

\_\_\_\_\_  
(Insert Name of Contractor)

1. \_\_\_\_\_

By: (Signed)\_\_\_\_\_

(Printed)\_\_\_\_\_

2. \_\_\_\_\_

Attest :( Signed) \_\_\_\_\_

(Printed)\_\_\_\_\_

(CORPORATE SEAL)

Signed, sealed and delivered  
in the presence of:

\_\_\_\_\_  
(Insert Name of Surety)

1. \_\_\_\_\_

By: (Signed)\_\_\_\_\_

(Printed)\_\_\_\_\_

2. \_\_\_\_\_

Attest :( Signed) \_\_\_\_\_

(Printed)\_\_\_\_\_

(CORPORATE SEAL)

APPROVED AS TO FORM:

\_\_\_\_\_

\_\_\_\_\_  
(Printed Name)

Attorney for the Macon Water Authority

**END OF SECTION**

**PLACE SURETY FOR PERFORMANCE BOND HERE**

**PAYMENT BOND**

Bond No. \_\_\_\_\_

KNOW ALL MEN BY THESE PRESENTS:

That

\_\_\_\_\_

(Legal title and address of the Contractor)

as Principal (hereinafter referred to as “Contractor”), and \_\_\_\_\_

\_\_\_\_\_

(Legal title and address of Surety)

as Surety (hereinafter referred to as “Surety”), do hereby acknowledge ourselves indebted and firmly bound and held unto the Macon Water Authority (the “Owner”), in the amount of \_\_\_\_\_ Dollars (\$ \_\_\_\_\_ .00) to which payment Contractor and Surety bind themselves, their heirs, executors, administrators, successors and assigns, jointly and severally, firmly by these presents.

WHEREAS, the above bounden Principal has entered into a Contract with Owner bearing date of \_\_\_\_\_ for construction of \_\_\_\_\_ Project in accordance with the Contract Documents prepared by Owner, all of which said Contract Documents are incorporated herein by reference and made a part hereof, and are hereinafter collectively referred to as the “Contract.”

NOW THEREFORE, THE CONDITION OF THIS OBLIGATION is such that if the Contractor shall promptly make payment to all claimants as hereinafter defined for all labor and material supplied in the prosecution of the work provided for in said Contract Documents, then this obligation shall be void; otherwise it shall remain in full force and effect, subject, however, to the following conditions:

1. The said Surety to this bond, for value received, hereby stipulates and agrees that no change or changes, extension of time or extensions of time, alteration or alterations or addition or additions to the terms of the Contract or to the Work to be performed thereunder, or the specifications or drawings accompanying same shall in any wise affect its obligations on this bond, and it does hereby waive notice of any such change or changes, extension of time or extensions of time, alteration or alterations or addition or additions to the terms of the Contract or to the work or to the specifications or drawings.
2. It is expressly agreed that this bond shall be amended automatically and immediately, without formal and separate amendments hereto, upon amendment to the Contract Documents not increasing the Contract Price more than 20 percent in excess of the original Contract Price, so as to bind the Contractor and Surety to the full and faithful performance of the Contract as so amended. The term “amendment” shall include any alteration, addition, extension, or modification of any character whatsoever.



3. A Claimant is defined as any subcontractor and any person supplying labor, materials, machinery, or equipment in the prosecution of the Work provided for in said Contract.
4. Every person or entity entitled to the protection hereunder and that has not been paid in full for labor or materials furnished in the prosecution of the Work referred to in said bond before the expiration of a period of ninety days after the day on which the last of the labor was done or performed by them, or materials or equipment or machinery was furnished or supplied by them for which such claim is made, or when they have completed its subcontract for which claim is made, shall have the right to sue on such payment bond for the amount, or the balance thereof, unpaid at the time of the commencement of such action and to prosecute such action to final execution and judgment for the sum or sums due them; provided, however, that any person or entity having direct contractual relationship with a subcontractor, but no contractual relationship, express or implied, with the Contractor, shall have the right of action upon this bond upon giving written notice to said Contractor within ninety days from the day on which such person or entity did or performed the last of the labor, or furnished the last of the materials or machinery or equipment for which such claim is made, stating with substantial accuracy the amount claimed and the name of the party to whom the materials were furnished or supplied or for whom the labor was performed or done; provided further that nothing contained herein shall limit the right of action to said 90-day period. Notice may be served by depositing a notice, registered mail, postage prepaid, duly addressed to the Contractor at any place the Contractor maintains an office or conducts business, including any post office or branch post office or any letter box under the control of the United States Postal Service, or notice may be served in any manner in which the sheriffs of Georgia are authorized by law to serve summons or process.
5. Every suit instituted under this section shall be brought in the name of the claimant without the Owner being made a party thereto. The official who has the custody of said bond is authorized and directed to furnish, to any person or entity making application therefor who submits an affidavit that it has supplied labor or material for such work and payment therefor has not been made, or that it is being sued on any such bond, a copy of such bond and the Contract for which it was given, certified by the official who has custody of said bond; this copy shall be primary evidence of this bond and Contract and shall be admitted as evidence without further proof. Applicants shall pay for such certified copies and such certified statements such as fees as the official fixes to cover the cost of preparation thereof, but in no case shall the fee exceed the fees which the clerks of the superior courts are permitted to charge for similar copies.
6. No action can be instituted on this bond after one year from the date of the final acceptance of the Owner.

This bond is given pursuant to and in accordance with the provisions of the Georgia Procurement Manual and of Title 36, Chapter 91 of the Official Code of Georgia Annotated, as may be amended or modified from time to time, and all the provisions of the law referring to this character of bond as set forth in said sections or as may be hereafter enacted or amended and these are hereby made a part hereof to the same extent as if set out in full herein.

*[Signatures, attestations, and seals on following Page]*

Signed and sealed this \_\_\_\_\_ day of \_\_\_\_\_, 20\_\_

Signed, sealed and delivered  
in the presence of:

\_\_\_\_\_  
(Insert Name of Contractor)

1. \_\_\_\_\_

By: (Signed)\_\_\_\_\_

(Printed)\_\_\_\_\_

2. \_\_\_\_\_

Attest :( Signed) \_\_\_\_\_

(Printed)\_\_\_\_\_

(CORPORATE SEAL)

Signed, sealed and delivered  
in the presence of:

\_\_\_\_\_  
(Insert Name of Surety)

1. \_\_\_\_\_

By: (Signed)\_\_\_\_\_

(Printed)\_\_\_\_\_

2. \_\_\_\_\_

Attest :( Signed) \_\_\_\_\_

(Printed)\_\_\_\_\_

(CORPORATE SEAL)

APPROVED AS TO FORM:

\_\_\_\_\_

\_\_\_\_\_  
(Printed Name)

Attorney for the Macon Water Authority

**END OF SECTION**

**PLACE SURETY FOR PAYMENT BOND HERE**

**SECTION 00700**

**GENERAL CONDITIONS**

Article 1. - Notice of Award of Contract..... 00700-2  
Article 2. - Execution of Contract Documents..... 00700-2  
Article 3. - Contract Security..... 00700-2  
Article 4. - Insurance. .... 00700-3  
Article 5. - Hazards and Indemnification. .... 00700-5  
Article 6. - Notice to Proceed. .... 00700-6  
Article 7. - Termination of Work for Default..... 00700-6  
Article 8. - Termination for Convenience of Owner..... 00700-7  
Article 9. - Assignments. .... 00700-8  
Article 10. - Subcontractors, Materialmen, Suppliers and Employees..... 00700-8  
Article 11. - Engineer. .... 00700-11  
Article 12. - Separate Contracts..... 00700-12  
Article 13. - Laws and Regulations. .... 00700-13  
Article 14. - Taxes. .... 00700-14  
Article 15. - Notice and Service Thereof..... 00700-14  
Article 16. - Patents and Royalties. .... 00700-15  
Article 17. - Land and Rights-of-Way..... 00700-15  
Article 18. - Products..... 00700-15  
Article 19. - Supervision of Work. .... 00700-16  
Article 20. - Interruption of Facility Operations. .... 00700-16  
Article 21. - Protection of Work, Property and Persons..... 00700-17  
Article 22. - Protection of the Environment. .... 00700-18  
Article 23. - Protection, Location and Relocation of Utilities. .... 00700-18  
Article 24. - Schedules, Reports and Records..... 00700-19  
Article 25. - Drawings and Specifications..... 00700-21  
Article 26. - Surveys and Permits..... 00700-23  
Article 27. - Testing, Inspection and Rejection of Work. .... 00700-23  
Article 28. - Contract Time and Liquidated Damages. .... 00700-25  
Article 29. - Changes in the Work..... 00700-27  
Article 30. - Payments and Completion. .... 00700-33  
Article 31. - Certificates of Payment..... 00700-37  
Article 32. - Payments Withheld. .... 00700-38  
Article 33. - Notice of Commencement. .... 00700-38  
Article 34. - Correction of Work after Final Payment. .... 00700-39  
Article 35. - Cash Allowances..... 00700-40  
Article 36. - Contractor's Warranty as to Performance..... 00700-40  
Article 37. - Claims..... 00700-40  
Article 38. - Use of Premises..... 00700-42  
Article 39. - Specification Arrangement. .... 00700-42  
Article 40. - Valuable Material, Geological Specimens ..... 00700-42

Article 41. - Definitions..... 00700-42

**Article 1. - Notice of Award of Contract.** Within sixty (60) days after receipt of Bids, the Owner will notify the successful Bidder of the award of the Contract. Should the Owner require additional time to award a Contract, the time may be extended by the mutual agreement between the Owner and the successful Bidder. If an award of Contract has not been made within 60 days from the Bid date or within the extension mutually agreed upon, the Bidder may withdraw the Bid without further liability on the part of either party.

**Article 2. - Execution of Contract Documents.** (a) *Time Limits.*—Within fifteen (15) days of notification of Award of Contract, the Owner will furnish the Contractor with conformed copies of Contract Documents for execution by the Contractor and the surety. The Contractor and its surety must execute the bond forms contained in the conformed Contract Documents without any changes. Within ten (10) days after receipt, the Contractor shall return all the Contract Documents properly executed by the Contractor and the surety. Attached to each set of Contract Documents shall be original powers-of-attorney for the person executing the Bonds for the surety and certificates, endorsements, and declarations of insurance for the required insurance coverages, all as required by Article 3 and Article 4. Within thirty (30) days after receipt of the conformed Contract Documents properly completed and executed by the Contractor and the surety together with the power-of-attorney, and the proper certificates, endorsements and declarations of insurance, the Owner will complete the execution of the Contract Documents. Distribution of the completed Documents will be made upon execution by the Owner.

(b) *Failure of Contractor or Surety to Execute Documents.*—Should the Contractor or the surety fail to properly execute the Documents within the specified time the Owner will have the right to proceed on the Bid Bond accompanying the Bid.

(c) *Failure of Owner to Execute Documents.*—If the Owner fails to execute the Documents within the time limit specified, the Contractor will have the right to withdraw the Bid without penalty. In such event the Owner will have no liability to the Contractor under these Documents or otherwise.

(d) *Extensions of Time.*—Should either party require an extension of any of the time limits stated above, this shall be done only by mutual agreement between both parties.

(e) *Changes to Documents.*-- Insertion, addition, alteration, modification, revision, or deletion of any text, verbiage, provision, statement, term, condition, or other component of the Contract Documents, whether textual, numerical, or pictorial, is prohibited and no such unilateral change to the Contract Documents shall be binding. In the event the Owner discovers any attempt by the Contractor to modify the Contract Documents by insertion, addition, alteration, revision, or deletion of any text, verbiage, provision, statement, term, condition, or other portion of the Contract Documents without the written assent and approval of the Owner, the Owner shall have grounds to withdraw the contract award, terminate all proceedings related to contractual relationship with the Contractor for the subject Project, and to award the contract to the next bidder which met the requirements of the invitation to bid.

(f) *Incorporation of Prior Agreements.* — All agreements between the parties are incorporated into this Agreement. In the event of any conflict or inconsistency between this Agreement and any provisions, terms or conditions of any other prior agreement, the provisions, terms and conditions of this Agreement shall supersede, control and prevail over the conflicting or inconsistent provisions of the prior agreement.

**Article 3. - Contract Security.**—The Contractor shall furnish separate Performance and Payment Bonds each in a sum equal to the amount of the Contract Price on the Owner’s forms. Such Bonds shall be executed by the Contractor and a bonding company licensed to transact such business in Georgia and named on the current list of “Companies Holding Certificates of Authority as Acceptable Sureties on Federal Bonds” as published in the Treasury Department Circular Number 570. The expense of these Bonds shall be borne by the Contractor.

If at any time a surety on any such Bond is declared bankrupt, becomes insolvent, loses its right to do business in Georgia or is removed from the list of Surety Companies accepted on Federal Bonds, the Contractor shall, within ten (10) days after notice from the Owner to do so, substitute acceptable Bonds in such form and sum and signed by such other surety as may be satisfactory to the Owner. The premium on such substitute Bonds shall be paid by the Contractor. No further progress payments shall be deemed due, nor shall any be made, until the new surety furnishes acceptable Bonds to the Owner. The person executing the substitute Bonds on behalf of the surety shall submit with the Bonds valid powers-of-attorney certified to by an official of said surety company.

**Article 4. - Insurance**—Proof of insurance coverage and furnishing of insurance policies acceptable to the Owner shall be as set forth in this Article.

(a) *Policies, Certificates, Limits and Disposition of Documents.*—The Contractor shall obtain at his expense insurance with limits as shown hereinbelow, unless the Contractor desires to broaden the limits and obtain more protection. The Contractor shall provide the Owner with all insurance documentation and evidence of insurance as required herein, and updated certificates of all insurance required herein must be provided to the Owner at least quarterly until Final Payment.

(1) **WORKER'S COMPENSATION AND EMPLOYER’S LIABILITY INSURANCE.**—The Contractor shall procure and maintain Worker's Compensation and Employers Liability Insurance for all of his employees to be engaged in Work on the project under this contract, and in case any such Work is sublet, the Contractor shall require the Subcontractor similarly to provide Worker's Compensation and Employer’s Liability Insurance for all of the latter's employees to be engaged in such work unless such employees are covered by the protection afforded by the Contractor's insurance. Worker's Compensation insurance policies shall include GEORGIA under Section 3A and shall include Other States coverage and Voluntary Compensation.

Worker’s Compensation Limits:	Statutory
Employers Liability Limits:	
Each Accident	\$1,000,000

Disease - Policy Limit	\$1,000,000
Disease - Each Employee	\$1,000,000

Contractor waives all rights against Owner and its agents, officers, directors, and employees for recovery of damages to the extent these damages are covered by the worker's compensation and employer's liability or commercial umbrella liability insurance obtained by Contractor pursuant to Article 4 of this agreement. The Waiver of Our right To Recover From Others Endorsement, ISO Form SC 00 03 13 shall be attached to the policy showing the Owner listed in the Schedule.

*Disposition:* Certificate(s) of insurance showing the required coverage and copy of declaration page must be returned to the Owner with properly executed Contract Documents. If requested by the Owner, Contractor shall also provide a certified copy of the policy(ies) required by Article 4(a)(1).

(2) COMMERCIAL GENERAL AND UMBRELLA LIABILITY INSURANCE.—The Contractor shall procure and shall maintain commercial general liability (CGL) and if necessary, commercial umbrella insurance with a limit of not less than \$2,000,000 each occurrence, as shall protect him and any Subcontractor performing Work covered by this Contract from claims for damages for bodily injury, including accidental death, as well as from claims for property damages, which may arise from operations under the Contract Agreement, whether such operations are by himself or by any Subcontractor or by anyone directly or indirectly employed by either of them.

CGL insurance shall be written on ISO occurrence form CG 00 01 10 93 (or substitute form providing equivalent coverage) and shall cover liability arising from premises, operations, independent contractors, products-completed operations, personal injury and advertising injury, and liability assumed under an insured contract (including the tort liability of another assumed in a business contract). If such CGL insurance contains a general aggregate limit, it shall apply separately to this project, (Per Project Aggregate Endorsement). Each policy shall be indorsed with ISO Form CG 25 03 11 85 or equivalent form with wording satisfactory to Owner.

The Owner shall be included as an additional insured under the CGL, using ISO additional insured endorsement CG 20 33 or a substitute providing equivalent coverage, and under the commercial umbrella, if any. This insurance shall apply as primary insurance with respect to any other insurance or self-insurance programs afforded to the Owner.

There shall be no endorsement or modification of the CGL limiting the scope of coverage for liability arising from explosion, collapse, or underground property damage.

Contractor waives all rights against the Owner and its agents, officers, directors, and employees for recovery of damages to the extent these damages are covered by commercial general liability or commercial umbrella liability insurance maintained pursuant to Article 4 of this agreement.

*Disposition:* Certificate(s) of insurance showing the required coverage and copy of declaration page must be returned to the Owner with properly executed Contract Documents. If

requested by the Owner, Contractor shall also provide a certified copy of the policy(ies) required by Article 4(a)(2).

(3) BUSINESS AUTO AND UMBRELLA LIABILITY INSURANCE.—The Contractor shall procure and shall maintain business automobile liability, and if necessary, commercial umbrella liability insurance with a limit of not less than \$2,000,000 each occurrence.

Such insurance shall cover liability arising out of any auto (including owned, hired, and non-owned autos).

Business auto coverage shall be written on ISO form CA 00 01, CA 00 05, CA 00 12, CA 00 20 or a substitute form providing equivalent liability coverage. If necessary, the policy shall be endorsed to provide contractual liability coverage equivalent to that provided in the 1990 and later editions of ISO form CA 00 01. This insurance shall apply as primary insurance with respect to any other insurance or self-insurance programs afforded to the Owner.

Contractor waives all rights against the Owner and its agents, officers, directors, and employees for recovery of damages to the extent these damages are covered by the business auto liability or commercial umbrella liability insurance obtained by Contractor pursuant to Article 4 of this agreement or under any applicable auto coverage.

*Disposition:* Certificate(s) of insurance showing the required coverage and copy of declaration page must be returned to the Owner with properly executed Contract Documents. If requested by the Owner, Contractor shall also provide a certified copy of the policy(ies) required by Article 4(a)(2).

*Cross-Liability Coverage.*—If Contractor’s liability policies do not provide the standard ISO separation of insureds provision, or a substantially similar clause, they shall be endorsed to provide cross-liability coverage.

(3) By proper endorsement, the policy must name

MACON WATER AUTHORITY  
790 Second Street  
P. O. Box 108  
Macon, GA 31202

as an additional insured and shall provide for not less than thirty (30) days prior written notice before cancellation or any material change in the policy, except for non-payment of premium which shall require ten (10) days prior written notice of cancellation, to the Owner.

(4) Commercial Umbrella/Excess Policy:

Contractor shall procure a commercial umbrella or excess policy with a limit of no less than \$5,000,000. Coverage must follow form over underlying policies including GL, Auto and Employer’s Liability insurance.



(5) **MATERIALS AND EQUIPMENT FLOATER.**- The Contractor shall procure, and shall maintain during the performance of the Contract Agreement, Materials and Equipment Floater (May be labeled as *Equipment Floater* or Installation Floater or Builders Risk) Insurance to protect the interests of the Owner, the Contractor and Subcontractors against loss by vandalism, malicious mischief, and all hazards included in a standard All Risk Endorsement. The amount of insurance shall at all times equal or exceed the amount of the materials in the Contract + \$30k for Owner furnished materials. The policies shall be in the names of the Owner and the Contractor.

*Disposition:* Original policy must be returned to the Owner with properly executed Contract Documents. Owner may accept with returned, executed Contract Documents in lieu of an original policy, an insurance binder evidencing the policy coverage, but Contractor shall not be relieved of the obligation to furnish the actual policy.

*Endorsement on Materials and Equipment Floater Policy.*—There shall be attached to and made a part of the insurance policy for MATERIALS AND EQUIPMENT FLOATER an endorsement of the insurance company in accordance with the specimen shown in preceding Paragraph (a)(3).

**Article 5. - Hazards and Indemnification.** (a) *Hazards.*—The Contractor shall be responsible from the time of his execution of the Contract Documents or from the time of the beginning of the first work, whichever shall be earlier, for all injury or damage of any kind resulting from the Work to persons or property regardless of who may be the owner of the property. It is the intention of this paragraph to shift the full and complete risk of all such loss to the Contractor for the period of construction and until notice from the Owner of the final acceptance of the Work is made in accordance with Article 30, regardless of whether or not any particular hazard shall be insured against.

(b) *Indemnification.*—In addition to the liability imposed upon the Contractor on account of bodily injury (including death) or property damage, which liability is not impaired or otherwise affected hereby, the Contractor assumes the obligation to save the Owner harmless and to indemnify and defend the Owner, the Engineer and their agents and employees from and against all claims, damages, losses and expenses including claims consultant's and attorney's fees arising out of or through bodily injury, sickness, disease or death of any person or persons or damage to property (regardless of who may be the owner of the property) including the loss of use resulting therefrom arising out of or suffered through any act or omission of the Contractor or any Subcontractor, or anyone either

- (1) directly or indirectly employed by the Contractor, or
- (2) under the supervision of the Contractor or any subcontractor in the prosecution of the Work required by the Contract Documents.

In any and all claims against the Owner or the Engineer, or any of their agents or employees, by any employee of the Contractor, any Subcontractor, anyone directly or indirectly employed by any of them, or anyone for whose acts any of them may be liable, this indemnification obligation shall not be limited in any way by any limitation on the amount or type of damages, compensation or benefits

payable by or for the Contractor or any Subcontractor under workers' compensation acts, disability benefit acts or other employee benefits acts.

(c) *Sole Negligence Exception.*—The Contractor shall not be liable or responsible for loss or damage, and the indemnity obligation set forth above will not apply if the incident from which the loss or damage arose was the result of the sole negligence or sole cause of the Owner, the Engineer, or their agents, servants and employees.

**Article 6. - Notice to Proceed.** The Notice to Proceed will be issued, following the pre-construction conference, within thirty (30) days of the execution of the Contract Agreement by the Owner. The time may be extended by mutual agreement between the Owner and the Contractor. If the Notice to Proceed has not been issued within the thirty (30) day period or within the period mutually agreed upon, the Contractor may terminate the Contract Agreement without further liability on the part of either party.

Within ten (10) days of receiving the Notice to Proceed, the Contractor must initiate on-site construction activity. If on-site construction activity is not initiated within this time period, the Owner may begin proceedings for Termination of Work for Default.

**Article 7. - Termination of Work for Default.**—(a) *Definition.*—The Work may be terminated for default if any one of the following events or circumstances occurs:

- (1) The Contractor is adjudged bankrupt or becomes insolvent;
- (2) The Contractor makes a general assignment for the benefit of creditors;
- (3) A trustee or receiver is appointed for the Contractor or for any of Contractor's property;
- (4) The Contractor files a petition to take advantage of any debtor's act, or to reorganize under the bankruptcy or applicable laws;
- (5) The Contractor fails to supply sufficient skilled workmen, materials or equipment;
- (6) The Contractor fails to make satisfactory progress toward timely completion of the Work;
- (7) The Contractor fails to make prompt payments to Subcontractors or material suppliers for labor, materials or equipment;
- (8) The Contractor disregards laws, ordinances, rules, regulations, or orders of any public body having jurisdiction of the Work;
- (9) The Contractor fails to comply with directives of the Engineer; or,

(10) The Contractor otherwise violates any provision of the Contract Documents.

(b) *Grounds for Issuance of Notice of Declaration of Default.*—It shall be a sufficient ground for the issuance of a notice of declaration of default that the Contractor has been unfaithful or delinquent in the performance of the Contract or any part of it in any respect. The Engineer does not have authority to declare the Contractor in default.

(c) *Termination of Services and Possession of the Project.*—The Owner may, without prejudice to any other right or remedy and after giving the Contractor and surety written notice ten (10) days in advance, terminate the services of the Contractor and take possession of the Project, the Work and of all products thereon owned by the Contractor, and finish the Work by whatever method the Owner may deem expedient. In such case the Contractor shall not be entitled to receive any further payment until the Work is finished. If the unpaid balance of the Contract Price exceeds the direct and indirect costs of completing the Project and all Work, including compensation for additional professional services, such excess shall be paid to the Contractor. If such costs exceed such unpaid balance, the Contractor or surety shall pay the difference to the Owner. Such costs incurred by the Owner will be determined by the Engineer and incorporated in a Change Order.

(d) *Effect of Termination.*—Where the Contractor's services have been so terminated by the Owner, said termination will not affect any right of the Owner against the Contractor then existing or which may thereafter accrue. Any retention or payment of monies by the Owner due the Contractor will not release the Contractor from compliance with the Contract Documents.

**Article 8. - Termination for Convenience of Owner.** (a) *General.*—If, for any reason other than those provided for under Article 7, the Owner elects to discontinue, in whole or in part, the Work under this Contract, the Owner may, ten (10) days after delivery of a written notice to the Contractor and the Engineer, terminate, in whole or in part, the Contractor's performance of the Work under this Contract. The notice of termination shall specify the extent to which performance of the Work under the Contract is terminated.

(b) *Entitlement to Payment.*—In the event of such termination by the Owner, the Contractor shall be entitled to payment for the Work properly performed up to the time of the termination and reimbursement for such actual costs as are reasonably incurred by the Contractor due to the termination and not otherwise compensated. The Contractor shall also be entitled to profit on the amounts payable to the Contractor, but such profit shall be limited to six (6%) percent of such amounts. The Contractor shall not be entitled to any payment, including any anticipated profit, on Work not performed, and the Contractor shall not be entitled to any compensation or recovery of damages for any other costs, losses, or damages of any nature.

**Article 9. - Assignments.** The Contractor shall not assign the whole or any part of this Contract or any monies due or to become due hereunder without prior written consent of the Owner.

Should the Owner consent, in writing, to Contractor's assigning of all or any part of any monies due, or to become due, under this Contract, the instrument of assignment shall contain a

clause substantially to the effect that it is agreed that the right of any assignee in and to any monies due or to become due to the Contractor shall be subject to any set-offs then due to the Owner and to prior liens of all persons, firms, and corporations for services rendered or materials supplied for the performance of the Work called for under this Contract.

**Article 10. - Subcontractors, Materialmen, Suppliers and Employees.**—(a) *Submission of List.* - As soon as possible after notice of award of the Contract and in any event not later than the time fixed in the Contract for delivery of the executed Contract Documents to the Owner, the Contractor shall submit in writing to the Engineer a list of the names of Subcontractors that the Contractor will engage for the Work. The list of Subcontractors is not submitted for approval, but is for the purpose of establishing:

- (1) What trades and portions of the Work are to be performed under subcontract; and,
- (2) The names of the entities selected by the Contractor to perform work by subcontract, the aforesaid selection being a matter lying solely within the discretion of the Contractor.

The Contractor shall utilize the services of specialty Subcontractors on those parts of the Work which, under normal construction practices, are best performed by specialty Subcontractors and as may be required by the Engineer in the Engineer's sole discretion, at no additional cost to the Owner. If the Contractor desires to self-perform specialty Work, the Contractor shall submit a notice to the Owner accompanied by evidence that the Contractor's own organization has successfully performed the type of work, and the performance of the Work by specialty Subcontractors will result in materially increased costs or inordinate delays.

(b) *No Approval of Subcontractors.*—Neither the Owner nor the Engineer undertakes to pass upon or approve any Subcontractor.

(c) *Warranty of Contractor.*—The Contractor warrants that the Subcontractors selected by the Contractor are reputable, skilled, reliable, competent, qualified in the trade or field in which such Subcontractors are to perform Work on the Project, and that all Subcontractors are thoroughly familiar with applicable codes.

(d) *Certification on account of.*—The Engineer shall, upon written request, furnish to any Subcontractor, wherever practicable, evidence of the amounts certified as payable or paid on the Subcontractor's account. Furnishing any such evidence shall not establish any relationship between the Engineer and any Subcontractor.

(e) *Contractor Responsible for Acts and Omissions of Subcontractors, Materialmen, Suppliers and Employees.*—The Contractor agrees that it is as fully responsible for the acts and omissions of its Subcontractors, materialmen, suppliers, and employees (and of entities either directly or indirectly employed by any of them) as the Contractor is for the acts and omissions of entities directly employed or engaged by the Contractor. The failure of a Subcontractor, materialman, supplier, or employee to timely and properly perform any Work shall not be asserted

by the Contractor as an excuse for any omission from, or noncompliance with, the requirements of the Contract Documents; nor shall the Contractor be entitled to an extension of the Contract Time because of any failure of a Subcontractor, materialman, supplier, or employee to timely perform the Work unless such failure was a direct result of some critical delay to the Subcontractor, materialman, supplier or employee of the kind and character described under Article 28 of the General Conditions for which the Contractor shall have requested and received an extension of time under the terms of Article 28 of the General Conditions. The subcontracting of work does not relieve the Contractor of the full responsibility for the execution of the Work and for compliance with all requirements of the Contract Documents. The Contractor may not assert negligence, inefficiency, insolvency, bankruptcy, or incompetence of any Subcontractor, materialman, supplier, or employee as excuse for any noncompliance with methods and material designated in the Contract Documents. As to Subcontractors, materialmen, suppliers and employees of the Contractor, the doctrine that a principal is liable for acts and omissions of his agent shall be binding on the Contractor, and the Contractor may not reverse the aforesaid doctrine by serving as a conduit or agent for its Subcontractors, materialmen, suppliers and employees. Any provision in any Contract between the Contractor and any Subcontractor pursuant to which the Contractor is obliged to present to the Owner any claim of any Subcontractor shall be invalid, null and void.

(f) *No Contract Between Owner and Any Subcontractor, Materialman, Supplier, or Employee.*—Nothing contained in the Contract Documents shall create any contractual relationship between the Owner and any Subcontractor or between the Owner and any materialman, supplier or employee of the Contractor or its Subcontractors.

(g) *Relationship of Contractor and Subcontractors.*—The Contractor agrees to bind every Subcontractor to, and every Subcontractor agrees to be bound by, the terms of the Contract Documents, including the following provisions of this Article:

The Subcontractor agrees

- (1) To be bound to the Contractor by the terms of the Contract Documents and to assume toward the Contractor all the obligations and responsibilities that the Contractor by the Contract Documents assumes toward the Owner.
- (2) To submit to the Contractor applications for payment in such reasonable time as to enable the Contractor to apply for payment under Article 30 of the General Conditions.
- (3) To make claims for extras, for extensions of time or for damages to the Contractor in the manner provided in the General Conditions for like claims by the Contractor upon the Owner.

The Contractor agrees

- (1) To be bound to the Subcontractor by all the obligations that the Owner assumes to the Contractor under the Contract Documents.

- (2) To pay the Subcontractor upon the payment of certificates issued under the schedule of values described in Article 24 of the General Conditions the amount allowed to the Contractor on account of the Subcontractor's work to the extent of the Subcontractor's interest therein; amounts retained by the Contractor from payments due to Subcontractors (expressed as a percentage) shall not exceed that being retained by the Owner.
- (3) To pay the Subcontractor as required by the Contract Documents.
- (4) To pay the Subcontractor on demand for its work or materials as far as executed and fixed in place, less the retained percentage, even though the Engineer fails to approve payment to the Contractor for any cause not the fault of the Subcontractor.
- (5) To pay the Subcontractor a just share of any fire insurance money received by the Contractor.
- (6) To make no demand for liquidated damages or penalty for delay in any sum in excess of such amount as may be specifically identified in the subcontract.
- (7) That no claim for services rendered or materials furnished by the Contractor to the Subcontractor shall be valid unless written notice thereof is given by the Contractor to the Subcontractor during the first ten days of the calendar month following that in which the claim originated.
- (8) To give the Subcontractor an opportunity to be present and to submit evidence in any dispute involving rights of the Subcontractor.

(b) *Owner Not Obligated to any Subcontractor.*—There is no obligation on the part of the Owner to pay, or to see to the payment of, any sums to any (1) Subcontractor, (2) materialman, (3) supplier, (4) laborer, (5) employee, or (6) claimant as defined in the Payment Bond.

(c) *Incorporation of Terms in Subcontracts.*—The Contractor agrees that failure on its part to incorporate in all subcontracts an express provision in accordance with this Article shall be deemed to be and is a breach of an essential covenant, and that, in the event of such breach, that Contractor shall, within five (5) days after demand of the Owner, furnish proof in writing that the deficiency has been remedied and that (1) the Contractor may not maintain that it is beyond the Contractor's right or ability to require performance of terms of the Contract Documents by a Subcontractor and (2) no Subcontractor may maintain that it has not assumed toward the Contractor all the obligations and responsibilities that the Contractor has assumed toward the Owner.

**Article 11 - Engineer.**—(a) *Supervision.*—The Engineer shall have general supervision and direction of the Work except in respect to safety and except as qualified by Articles 27 and 36 of the General Conditions. He/she shall make visits to the Project site and make determination as to whether the Work is proceeding in accordance with the Contract Documents. ~~Except for projects on which the Macon Water Authority itself serves in the capacity of engineer by use of its employees,~~

~~which shall be indicated in the Contract Documents,~~ the Engineer is an independent contractor and acts as the agent of the Owner only when in special instances he/she is authorized in writing by the Owner so to act, and in such instances he/she shall, upon request, show the Contractor written authority. The Engineer has authority to stop the Work whenever such stoppage may be necessary to ensure the proper execution of the Contract.

(b) *Interpreter and Impartial Judge.*—As the Engineer is the interpreter of the conditions of the Contract and the judge of its performance, the Engineer shall side neither with the Owner nor with the Contractor but shall use the Engineer’s powers to enforce the faithful performance of the Contract by both the Owner and the Contractor.

(c) *Succession.*—In case of the termination of the employment of the Engineer, the Owner shall appoint a capable and reputable Engineer against whom the Contractor shall make no objection and whose status under the Contract shall be that of the former Engineer.

(d) *Promptness.*—The Engineer shall make decisions with reasonable promptness after presentation of evidence on (i) any claim of the Owner or Contractor, (ii) a demand of the Owner or Contractor for a decision on any matter relating to the execution, or progress, of the Work, or (iii) a demand of the Contractor or Owner for interpretation of or additional instructions (“Request for Information” or “RFI”) with respect to the Contract Documents.

(e) *Engineer’s Authority.*—The Engineer shall be vested with the authority to judge, determine and direct the following:

- (1) Whether products furnished are of the quality, type and kind called for by the Contract Documents and are otherwise acceptable for the Work as provided in the Contract Documents, and if not, to reject those not so qualifying or otherwise unacceptable;
- (2) Whether products incorporated in the Work comply with the standards and requirements of the Contract Documents as to installation and operation and, if not, to require their removal and replacement, at the expense of the Contractor, with products which do meet the qualifications and operating ability, requirements, performance and standards as provided in said Contract Documents;
- (3) The accuracy of quantities, amount of Work performed and all other submittals by the Contractor submitted in partial or periodic payment estimates, and whether all or any part of such quantities and other submittals are acceptable and comply with the Contract Documents, and to disallow any submittals not approved by the Engineer until the deficiencies causing such disallowance have been eliminated and rectified;
- (4) The validity and merit of any and all claims for additional compensation or extension of the Contract Time;
- (5) All matters relating to artistic effect;

- (6) The validity and reasonableness of any notice of facility interruption given under Article 20 of the General Conditions; and,
- (7) All other matters relating to the proper execution of the Work in conformity with the Contract Documents, including workmanship.

The determination and decision, and any resulting approval, non-approval, condemnation, rejection, requirements of removal or replacement in all the foregoing matters of or by the Engineer shall be final and conclusive and binding upon the Contractor, all Subcontractors and all suppliers of products materials and equipment.

(f) *Claims for alleged procrastination.*—No claim for delay to the Contractor or for additional expense to the Contractor shall commence to accrue on account of failure of the Engineer to render decisions, make interpretations, or furnish additional instructions until ten (10) days after receipt of written claim for additional compensation, damages, or extension of time served upon the Engineer and the Owner and not then unless such claim be reasonable and otherwise permitted under the Contract Documents.

**Article 12. - Separate Contracts.**—(a) *Cooperation of Contractor.*—The Owner reserves the right to let other contracts in connection with, or related to, this Project. The Contractor shall afford other contractors reasonable opportunity for the introduction and storage of their products and the execution of their work, and the Contractor and other contractors shall properly connect and coordinate their respective work with each other. If the proper execution or results of any part of the Contractor’s Work depends upon the work of any other contractor, the Contractor shall inspect and promptly report to the Engineer any defects in such other contractor’s work that render it unsuitable for such proper execution and results.

(b) *Performance of Work by Owner.*—The Owner may perform additional work related to the Project with Owner’s own forces. The Contractor shall afford the Owner reasonable opportunity for the introduction and storage of products and the execution of such work and shall properly connect and coordinate Contractor’s work with work performed by Owner’s own forces.

(c) *Claims for Extra Expense.*—If the performance of additional work by other contractors or the Owner is not noted in the Contract Documents prior to the execution of the Contract, written notice thereof will be given to the Contractor prior to starting any such additional work. If the Contractor believes that the performance of such additional work by the Owner or others causes the Contractor any additional expense or entitles the Contractor to an extension of the Contract Time, the Contractor may make a claim therefor as provided in Article 29 of the General Conditions.

**Article 13. - Laws and Regulations.** (a) *General.*—The Contractor acknowledges and agrees that all applicable federal, state, county and city laws, municipal ordinances, and the codes, rules, and regulations of all authorities having jurisdiction over construction of the Project shall apply to the Contract as though written out in full herein. The Contractor shall keep fully informed of all laws, ordinances and regulations of the federal, state, county, city and municipal governments or



authorities in any manner affecting those engaged or employed in the Work or the material used in the Work or in any way affecting the conduct of the Work and of all orders and decrees of bodies or tribunals having any jurisdiction or authority over same. If any discrepancy or inconsistency should be discovered in these Contract Documents herein referred to, in relation to any such law, ordinance, regulation, order or decree, the Contractor shall herewith report the same, in writing, to the Owner and the Engineer.

(b) *Expense for Violation of Laws, Ordinances, etc.*—If the Contractor performs any work knowing or reasonably knowing it to be contrary to such laws, ordinances, rules or regulations without such notice to the Owner, the Contractor shall bear all costs arising therefrom.

(c) *Indemnification.*—The Contractor shall at all times observe and comply with all such existing and future laws, ordinances, and regulations, and shall protect and indemnify the Owner, the Engineer and their agents against the violation of any such law, ordinance regulation, order or decree, whether by the Contractor or by the Contractor’s employees or Subcontractors.

(d) *Drug Free Workplace Act.*—The Contractor certifies that the provisions of O.C.G.A. §§ 50-24-1 through 50-24-6 (as may be amended or re-numbered) relating to the “Drug Free Workplace Act” will be complied with in full. The Contractor further certifies that: (i) A Drug Free Workplace will be provided for employees during the performance of the Contract, and (ii) that if a Subcontractor is engaged by the Contractor to work in a Drug Free Workplace, the Contractor shall secure from the Subcontractor the following written certification:

“As part of the subcontracting agreement with \_\_\_\_\_  
(Contractor’s name) \_\_\_\_\_, \_\_\_\_\_ (Subcontractor’s name)  
certifies to the Contractor that a drug-free workplace will be provided for the Subcontractor’s employees during the performance of this Contract pursuant to the ‘Drug Free Workplace Act’”. Contractor also certifies to the Owner and the Engineer that the Contractor and its employees will not engage in the unlawful manufacture, sale, distribution, dispensation, possession, or use of any controlled substance or marijuana during the performance of the Contract.

(e) *Alcoholic Beverages on the Jobsite.*—The Contractor will strictly enforce a policy prohibiting the possession and consumption of alcoholic beverages on the jobsite before, during or after working hours for duration of the Work.

**Article 14. - Taxes.** (a) *General.*—The Contractor shall pay all sales, consumer, use and other similar taxes required by the law of the place where the Work is performed. The Owner will be responsible for any sales or use tax due on products furnished by the Owner to the Contractor to be incorporated into the Work.

(b) *Tabulation.*—The Contractor shall provide a written tabulation, plus other documentation as may be required, of all taxes, including sales tax, paid by the Contractor to assist the Owner in obtaining sales or use tax refunds for eligible machinery and equipment used for the primary purpose of reducing or eliminating air or water pollution as provided for in Chapter 48-8-3 (36) and (37) of the Official Code of Georgia (as may be amended). Such written tabulation shall be

included with each partial payment request. Additionally, the tabulation shall be documented with copies of invoices indicating the amount of tax paid, with all blanks completed on the invoice, and with a description of the function of the item included in the tabulation. All taxes will be paid by the Contractor. All refunds will accrue to the Owner.

**Article 15. - Notice and Service Thereof.** (a) *General.*—All notices, demands, requests, instructions, approvals, and claims shall be in writing.

(b) *Notice to Contractor.*—Any notice to or demand upon the Contractor will be sufficiently given if delivered at the office of the Contractor specified in the Bid (or at such other office as the Contractor may from time to time designate to the Owner in writing), or if delivered by the United States Mail in a sealed, postage-prepaid envelope, or delivered by facsimile transmission, followed by written confirmation, in each case addressed to such office.

(c) *Notice to Owner.*—All papers required to be delivered to the Owner shall, unless otherwise specified in writing to the Contractor, be delivered to:

Macon Water Authority  
790 Second Street  
Macon, GA 31201  
FAX (478) 750-2007

Any notice to or demand upon the Owner shall be sufficiently given if delivered to the Office of the Executive Director or if delivered by the United States Mail in a sealed, postage-prepaid envelope, or delivered by facsimile addressed to said Executive Director or to such other representative of the Owner or to such other address as the Owner may subsequently specify in writing to the Contractor for such purposes. Any such notice or demand shall be deemed to have been given to the Owner or made only as of the time of actual delivery to Owner.

(d) *Delivery to Engineer or Resident Inspector.*—Notice in writing or orally to the Engineer or to the resident inspector is not notice to the Owner unless a copy of the aforesaid notice in writing shall have been properly served upon the Owner as provided in this Article.

**Article 16. - Patents and Royalties.** (a) *General.*—If the Contractor uses any patented, trademarked or copyrighted design, process, device, material or other item, , the Contractor shall provide for such use by suitable agreement between the Owner and the holder of such patented, trademarked or copyrighted design, device or material. The Contract Prices shall include royalties or costs arising from the use of such design, device, or materials, in any way involved in the Work.

(b) *Indemnification.*—The Contractor and the Contractor's surety shall indemnify and save harmless the Owner, the Engineer and their agents from claims for infringement by reason of the use of such patented, trademarked or copyrighted design, process, device or materials in connection with Work agreed to be performed under this Contract, and shall indemnify the Owner, the Engineer and their agents for any cost, expense, damage and reasonable attorneys' fees which the

Owner, the Engineer or their agents may be obliged to pay by reason of such infringement, at any time during the prosecution of the Work or after completion of the Work.

**Article 17. - Land and Rights-of-Way.** (a) *Project Site.*—The Owner will provide, as indicated in the Contract Documents and prior to the Notice to Proceed, the lands upon which the Work is to be performed, rights-of-way for access thereto, and such other lands which are designated for the use of the Contractor. The Contractor shall confine all Work and all associated activities to the easements and other areas designated for the Contractor’s use. The Contractor shall comply with any limits on construction methods and practices which may be required by easement agreements.

(b) *Delays in Providing Access.*—If, due to some unforeseen reason, the necessary easements are not obtained, the Contractor shall receive an equitable extension of Contract Time or an equitable increase in the Contract Price, or both, to cover the Contractor’s additional costs as a result thereof, provided the Owner is notified in writing of the claim. The Contractor’s claim therefor shall be made as provided for in Article 29 of the General Conditions.

(c) *Additional Easements.*—Should additional temporary easements for ingress or egress be required by the Contractor for access to the Work, these easements shall be obtained by the Contractor, at no additional cost to the Owner.

**Article 18. - Products.** (a) *Storage.*—Products shall be stored in accordance with the manufacturer’s recommendations to insure the preservation of their quality and fitness for the Work. Stored products to be incorporated in the Work shall be located so as to facilitate prompt inspection by the Owner or the Engineer.

(b) *Installation.*—Manufactured products shall be applied, installed, connected, erected, used, cleaned, and conditioned as directed by the manufacturer.

(c) *Conformance with Shop Drawings.*—Products shall be furnished in accordance with shop drawings or samples submitted by the Contractor and approved by the Engineer.

(d) *Quality and Ownership.*—Unless otherwise specified, all products incorporated into the Work shall be new, and both workmanship and materials shall be of good quality. The Contractor shall, if required, furnish satisfactory evidence as to the kind and quality of products. The burden of proof is on the Contractor. Products to be incorporated into the Work shall not be purchased by the Contractor or Subcontractor subject to a chattel mortgage or under a conditional sale contract or other agreement by which an interest is retained by the seller.

**Article 19. - Supervision of Work.** (a) *Supervision by Contractor.*—The Contractor shall give efficient supervision to the Work, using its best skill and attention. The Contractor shall be solely responsible for the means, methods, techniques, sequences, and procedures of construction.

(b) *Superintendent of Contractor.*—The Contractor shall employ and maintain on the Work a qualified superintendent and any necessary assistants, all satisfactory to the Owner and Engineer, who shall have been designated in writing by the Contractor as the Contractor’s representative at the

site. The superintendent shall not be changed except with the consent of the Owner and Engineer unless the superintendent proves to be unsatisfactory to the Contractor and ceases to be in the Contractor's employ. The superintendent shall represent the Contractor and shall be present on the site at all times as required to perform adequate supervision and coordination of the Work. The superintendent's sole responsibility shall be to superintend the construction of the Project; he shall not be a "working foreman." The superintendent shall have full authority to act on behalf of the Contractor and to execute orders or directions of the Engineer without delay. The superintendent shall have full authority to promptly supply products, tools, plant equipment and labor as may be required. The superintendent's authority shall be such that all communication given to the supervisor shall be as binding as if given to the Contractor.

(c) *Contractor's Personnel.*—The Contractor shall employ only competent and skilled personnel. The Contractor shall at all times enforce strict discipline and good order among its employees and shall not employ on the Work any unfit person or anyone not skilled in the work assigned to him. The Contractor shall, upon demand from the Engineer, immediately remove any superintendent, foreman, or worker whom the Engineer or Owner may consider incompetent or undesirable.

**Article 20. - Interruption of Facility Operations.** (a) *General.*—The Contractor shall provide the Owner with written notice at least five (5) days prior to any interruption in facility operations required by any construction activity. The notice shall include the date and time of the scheduled interruption; the length of time the interruption will be in effect; the procedures to be followed in effecting the interruption; a complete identification of all those processes, equipment and operations to be affected; and all other information the Owner may require. The Contractor shall provide any and all equipment, piping, auxiliary power or other means necessary to sustain facility operations or function for interruptions which have not been identified by the Contract Documents, or when interruptions must exceed the time allowed by the Contract Documents.

(b) *Damages and Fines.*—Any damages resulting from surcharging, overflow or back-up caused by the Contractor's operations shall be the Contractor's responsibility. Any fines levied against the Owner resulting from a surcharge, overflow or backup caused by the Contractor shall be paid by the Contractor.

**Article 21. - Protection of Work, Property and Persons.** (a) *Duty to Protect Persons and Property.*—The Contractor shall be responsible for initiating, maintaining and supervising all safety precautions and programs in connection with the Work. The Contractor shall take all necessary precautions for the safety of, and shall provide necessary protection to prevent damage, injury or loss to all employees on the Work and other persons who may be affected thereby, all the Work and all products to be incorporated therein, whether in storage on or off the site, and other property at the site and adjacent thereto, including trees, shrubs, lawns, walks, pavements, roadways, structures and utilities not designated for removal, relocation or replacement in the course of construction. The Contractor shall pay for any such damage, injury, or loss except such as may be directly the result of errors in the Contract Documents or such as shall be caused directly by agents or employees of the Owner.

(b) *Safety Precautions.*—The Contractor shall comply with the Occupational Safety and Health Act, the Contract Work Hours and Safety Standards Act, and all rules and regulations relating thereto. Contractor warrants and represents that it is thoroughly familiar with the safety requirements with regard to scaffolding set forth in O.C.G.A. § 25-15-110, the requirements concerning blasting or excavating near underground gas pipes and utility facilities contained in O.C.G.A. § 25-9-1, *et seq.*, and the High Voltage Safety Act, O.C.G.A. § 46-3-30, *et seq.*, and that the Work shall be prosecuted in complete accord with all limitations and requirements set forth in these, and other applicable, laws. The contractor’s operation of the jobsite shall be consistent with the provisions of the “Manual of Accident Prevention in Construction” issued by the Associated General Contractors of America, Inc., and shall maintain an accurate record of all cases of death, occupational disease, and injury requiring medical attention or causing loss of time from work arising out of and in the course of employment on the Work. The Contractor alone shall be responsible for the safety, efficiency, and adequacy of its plant, appliances, and methods and for any damage which may result from their improper construction, maintenance, or operation. The Contractor shall erect and properly maintain at all times as required by the conditions and progress of the work proper safeguards for the protection of workers and the public and shall post danger warnings against any hazards created by the construction operations. The Contractor shall designate a responsible member of its organization on the Work whose duty shall be the prevention of accidents. In the absence of notice to the contrary filed with the Engineer in writing with a copy to the Owner, this person shall be the superintendent of the Contractor.

(c) *Emergencies.*—In an emergency affecting the safety of life or the Work or adjoining property, the Contractor, without special instruction or authorization from the Engineer or Owner, is hereby permitted to act, at its discretion, to prevent such threatened loss or injury. Any remuneration claimed by the Contractor on account of emergency work shall be determined in accordance with allowances permitted on force account under section (c), Case(c) of Article 29 of the General Conditions.

(d) *Injury or Loss to Persons or Property.*—The Contractor shall remedy all damage, injury or loss to any property, improvements or facilities caused, directly or indirectly, in whole or in part, by the Contractor or any of the Contractor’s Subcontractors or anyone directly or indirectly employed by and of them or anyone for whose acts any of them may be liable. The property, improvements or facilities shall be replaced or restored to a condition as good as when the Contractor entered upon the Work. In case of failure on the part of the Contractor to restore such property, or pay for such damages or injury, the Owner may, after 48 hours written notice, proceed to repair, rebuild, or otherwise restore such property, improvements or facilities as may be deemed necessary. The cost thereof will be deducted from any monies due or which may become due to the Contractor under this Contract.

(e) *Blasting.*—In the absence of an express provision in the Contract Documents permitting blasting, there shall be no blasting. If blasting is permitted under the Contract Documents and under the law which is applicable to the Project site, such blasting shall be done in such manner as to prevent all damage and injury.

(f) *Rain Water, Surface Water, and Backup.*—The Contractor shall protect all Work,

including but not limited to excavations and trenches, from rain water, surface water, and back-up of drains and sewers. The Contractor shall furnish all labor, pumps, shoring, enclosures, and equipment necessary to protect and keep the Work free of water. Completed Work and stored products shall be suitably protected during inclement weather to allow Work to proceed in a timely fashion. Work planned, or in progress, should be performed to minimize impact of adverse weather conditions.

**Article 22. - Protection of the Environment.** (a) *General.*—The Contractor shall be responsible for taking all measures required to minimize all types of pollution associated with the undertaking of the proposed Work, and shall abide by the requirements of all governmental agencies having jurisdiction over the Work or Contractor's Project operations.

(b) *Restoration.*—Any area used or involved in the Project that is disturbed by the Contractor, shall be restored to original or better condition, even though such area is outside the limits of that specified for grading, grassing or landscaping.

**Article 23. - Protection, Location and Relocation of Utilities.** (a) *Notification and Protection.*—The Contractor shall notify owners of adjacent utilities when prosecution of the Work may affect them. The Contractor shall protect from damage all existing improvements or utilities at, or in proximity to, the site of the Work, and shall repair or restore any damage to such facilities resulting from the performance of the Work. If the Contractor fails or refuses to repair any such damage promptly, the Owner may have the Work performed and charge the cost thereof to the Contractor.

(b) *Relocation.*—Prior to the construction or installation of any proposed facility or pipeline, the Contractor shall expose all existing utilities true to their vertical and horizontal location, within the vicinity of the Work. In order to avoid conflicts between existing and proposed facilities or utilities, the Contractor shall either relocate the existing or proposed utility on a temporary or permanent basis, or shall take whatever means necessary to protect the existing facilities or utilities during the installation of proposed utilities, as approved by the Engineer. No separate or additional payment will be made for the relocation of existing utilities or for any work associated with the protection of existing facilities or utilities.

**Article 24. - Schedules, Reports and Records.**—(a) *Progress Reports.*—Within such reasonable time as the Owner shall designate in writing, the Contractor shall submit to the Owner such schedule of quantities and costs, construction progress schedules, payrolls, bills, vouchers, correct copies of all subcontracts, statements, reports, correct copies of all agreements, correspondence, and written transactions with the surety that have any relevance to the Work, estimates, records, and other data as the Owner may request concerning Work performed or to be performed under this Contract. When requested by the Owner, the Contractor shall give the Owner access to accounts relating to the foregoing. The above reports shall include but are not limited to (i) written notice of dates by which specified Work will have been completed, (ii) written notice of dates by which condemned Work shall have been remedied, (iii) written notice that condemned Work has been remedied, (iv) written notice as to the date or dates by which Work that has not been performed with equal steps and at the same rate required by the construction progress schedule shall have been brought into conformity with the schedule, (v) written notice of the date by which any undisputed

claim of a Subcontractor, materialman, or laborer shall have been paid, (vi) written advice regarding the nature and amount of any disputed claim of a Subcontractor, materialman, or laborer, and (vii) information regarding work performed under Sections (c), Case (b) and Case (c) of Article 29 of the General Conditions.

(b) *Construction Progress Schedule.*—Within ten (10) days of the Notice to Proceed, the Contractor shall submit to the Engineer a Preliminary Progress Schedule (“PPS”) and a Near Term Schedule (“NTS”) in the form and with the content required by the Specifications. Within forty-five (45) days of the Notice to Proceed, the Contractor shall submit to the Engineer the Overall Project Schedule (“OPS”) as required in the Specifications.

(c) *Schedule of Values.*—The Contractor shall, within ten (10) days of the Notice to Proceed, submit to the Engineer a Schedule of Values of the various parts of the Work, including quantities, aggregating the total Contract Price, divided in such manner as to facilitate payments to Subcontractors in accordance with Article 10, with a complete breakdown of the Contract Price so arranged and so itemized in accordance with the Specifications as to meet the approval of the Engineer, and, if requested, supported by such evidence as to its correctness as the Engineer may direct. This schedule, designated herein as the Schedule of Values, when approved by the Engineer shall be used as a basis for certificates of payment.

(d) *Shop Drawings.*—The Contractor shall prepare, execute, and submit shop drawings as required by the Specifications. No shop drawings shall be submitted which do not comply with the Contract Documents.

(e) *Schedule of Submittals.*—Within ten (10) days of the Notice to Proceed, the Contractor shall prepare and submit for the approval of the Engineer a Schedule of Submittals showing the estimated date of submittal of all shop drawings and the desired approval date for each shop drawing anticipated. The Contractor shall submit in accordance with the schedule and the Engineer shall furnish approval in accordance with the schedule. The schedule must be consistent with the construction progress schedules.

(f) *Submitting Updated Schedules.*—An updated OPS and NTS together with an updated Schedule of Submittals shall be presented with each periodical payment request. Failure to timely submit such schedules will delay processing of the pay request until receipt of the updated schedules.

(g) *Float in the Schedule.*—If the OPS reflects a completion date prior to the completion date established in the Contract Agreement, or as extended by Change Order, this shall afford no basis for a claim of delay should the Contractor not complete the Work prior to the projected date set forth in the OPS. All “float” between the completion date in the OPS and the completion date established in the Contract Agreement shall belong to and be exclusively available to the Owner. Should a Change Order be executed with a revised completion date, the progress schedule shall be revised to reflect the new completion date.

(h) *Record Drawings.*—The Contractor shall maintain on the Project site throughout the

Contract Time an up-to-date set of records and drawings as required by the Specifications.

(i) *Project Coordination Meetings.*—The Contractor shall participate in Project Coordination Meetings to be held on the site monthly, or more often if conditions warrant, to establish the current state of completion and revise the schedule as necessary. The Project Coordination Meeting will be conducted by the Owner and the Engineer.

(j) *Maintenance of Project Scheduling System.*—The Contractor shall take the following steps to ensure that the Project stays on schedule:

- (1) The Contractor shall implement the detailed NTS of activities to the fullest extent possible between Project Coordination Meetings.
- (2) The Contractor shall provide a copy of the Contractor's Daily Report to the Resident Inspector by 10:00 a.m. of the day following the Report date. This Daily Report will contain, as a minimum, the weather conditions; number of workers by craft, including supervision and management personnel on site; active and inactive equipment on site; Work accomplished by Critical Path Method activity item; problems; and visitors to the jobsite.
- (3) If a current activity or series of activities on the OPS is behind schedule and if the late status is not due to an excusable delay for which an extension of the Contract Time would be forthcoming, the Contractor shall attempt to reschedule the activity to be consistent with the OPS so as not to delay completion of the Contract. The Contractor agrees that:
  - a. The Contractor shall attempt to expedite the activity to completion so as to have it agree with the OPS. Such measures as the Contractor may choose shall be made explicit during the Project Coordination Meeting;
  - b. If, within two weeks of identification of such behind-schedule activity, the Contractor is not successful in restoring the activity to an on-schedule status, the Contractor shall:
    1. Carry out the activity with the scheduled crew on an overtime basis until the activity is complete or back on schedule;
    2. Increase the crew size or add shifts so the activity can be completed as scheduled; or,
    3. Commit to overtime or increased crew sizes for subsequent activities, or some combination of the above as deemed suitable by the Engineer.

These actions shall be taken at no increase in the Contract Price.

- (4) Maintain a current copy of all construction schedules on prominent display in the Contractor's field office at the Project site; and,
- (5) Cooperate with the Owner or Owner's representative in all aspects of the Project



Scheduling System. Failure to implement the Project Scheduling System or to provide specified schedules, diagrams, and reports, or to implement actions to re-establish progress consistent with the OPS may be causes for withholding of payment.

**Article 25. - Drawings and Specifications.**

(a) *Identification.*— The Contract Documents shall be as defined in Article 41(e) of the General Conditions. They are intended to define, describe, and provide for all Work necessary to complete the Project in an acceptable manner, ready for use, occupancy, or operation by the Owner. Insertion, addition, alteration, modification, revision, or deletion of any text, verbiage, provision, statement, term, condition, or other component of the Contract Documents, whether textual, numerical, or pictorial, is prohibited and no such unilateral change to the Contract Documents shall be binding.

(b) *Number of Copies.*—The Engineer will furnish the Contractor two copies of the Contract Documents, one copy of which the Contractor shall have available at all times on the Project site. Any additional copies will be furnished at additional cost.

(c) *Correlation and Intent.*—The Contract Documents are complementary, and what is called for by one shall be as binding as if called for by all. The intention of the documents is to include all labor and materials, equipment, and transportation necessary for the proper execution of the Work. It is not intended, however, that materials or work not covered by or properly inferable from any heading, branch, class, or trade of the Specifications shall be supplied unless distinctly noted on the drawings. Materials or Work described in words which so applied have a well-known technical or trade meaning shall be held to refer to such recognized standards. In the event the Engineer shall have used such phrases anywhere in the Specifications as: “work indicated on the drawings and herein specified”, “work shown and specified”, “in accordance with the drawings and Specifications”, “indicated on the drawings and Specifications”, “in accordance with Specifications and applicable drawings”, “these Specifications and the accompanying drawings”, “as indicated on the drawings and as specified herein”, or similar expressions, they shall not be deemed to be and are not a defeasance of the provisions under this Article of the General Conditions, and they are not to be construed as requiring Work to be called for both in the Specifications and in the drawings in order to be a requirement under the Contract. Any of the aforesaid conjunctive expressions and phrases or any cross-references between drawings and Specifications, between Specifications and Specifications, or between drawings and drawings to the contrary notwithstanding, the Contract Documents are complementary, and what is called for by one shall be as binding as if called for by all.

(d) *Refinement of Documents.*—The Contractor shall do no Work without complete, definite, and clear Drawings and Specifications. In the event the Contract Documents are not complete, definite, and clear, the Contractor shall make demand upon the Engineer, in writing, for a Request for Instructions (RFI) in accordance with Section (d) (iii) of Article 11 of the General Conditions. A copy of such demand shall be served upon the Owner. With reasonable promptness the Engineer shall furnish complete, definite, and clear instructions in writing, or by means of drawings, or in writing and by means of drawings. Such additional instructions if given orally shall be confirmed in writing or by drawings or both within a reasonable time. All such additional instructions shall be

consistent with the Contract Documents, true developments thereof, and reasonably inferable therefrom. The Work shall be executed in conformity with the aforesaid instructions. The Engineer shall furnish the Owner a copy of all additional instructions issued to the Contractor. No clarification of the Drawings and Specifications hereunder by the Engineer will entitle the Contractor to any additional monies unless a Change Order has been processed as provided by Article 29 of the General Conditions.

(e) *Conflicts.*—The following principles shall govern the settlement of disputes which may arise over conflicts in the Contract Documents:

- (i) as between figures given on drawings and the scaled measurements, the figures shall govern;
- (ii) as between large-scale drawings and small-scale drawings, the larger scale shall govern;
- (iii) As between Drawings and Specifications, the requirements of the Specifications shall govern;
- (iv) as between the form of the Contract Agreement, General Conditions or agency funding documents, the requirements of the agency funding documents shall govern; and,
- (v) in cases where products or quantities are omitted from the Specifications, the description and quantities on the Drawings shall govern.

Conflicts noted shall be reported to the Engineer. The principles set forth herein shall not alter the provisions of subsection (c) herein. Schedules, lists, indexes, tables, inventories, written instructions, written descriptions, summaries, statements, classifications, specifications, written selections, or written designations although appearing on the drawings are deemed to be and are “Specifications” within the meaning of this Article.

(f) *Materially Differing Site Conditions.*—Any materially differing site condition as between what is shown on the Drawings and Specifications and actually found on site shall be immediately reported to the Engineer and Owner, in writing, prior to the continuance of Work at the site. Failure of the Contractor to notify the Engineer, in writing, of the differing site condition prior to performance of Work at the site shall constitute a waiver of any claim for additional monies. Any Change Order necessitated by the differing site condition shall be processed as provided under Article 29 of the General Conditions. Any Work done by the Contractor following a discovery of such differing site condition or ambiguity or need for clarification in the Contract Drawings and Specifications, prior to a written report to the Engineer, shall not entitle the Contractor to additional monies and shall be done at the Contractor's risk.

**Article 26. - Surveys and Permits.**—(a) *Surveys.*—The Owner will furnish a land survey to establish a base line for locating the principal component parts of the Work, as shown in the Contract Documents. A bench mark will be otherwise specified in the Contract Documents; the Contractor shall develop and make all detailed surveys needed for construction, such as alignment, slope stakes, batter boards, stakes for pile location and other working points, lines, elevations and

cut sheets.

(b) *Permits.*—Permits and licenses of a temporary nature necessary for the prosecution of the Work shall be obtained and paid for by the Contractor. Permits, licenses and easements for permanent structures or permanent changes in existing facilities shall be obtained and paid for by the Owner unless otherwise specified.

**Article 27. - Testing, Inspection and Rejection of Work.**—(a) *Testing of Materials.*—Unless otherwise specifically provided for in the Specifications, the inspection and testing of materials and products to be incorporated in the Work at the site shall be made by bureaus, laboratories, or agencies approved by the Owner; the cost of such inspection and testing shall be paid by the Contractor. The Contractor shall furnish evidence, satisfactory to the Owner and Engineer, that the materials and products have passed the required tests prior to their incorporation into the Work. The Contractor shall promptly segregate and remove rejected materials and products from the site of the Work.

(b) *Access to Work.*—The Owner and Engineer and their representatives shall at all times have access to the Work wherever it is in preparation or progress, and the Contractor shall provide proper facilities for such access and for inspection.

(c) *Notice to Engineer from Contractor Prior to Covering Work.*—If the Specifications, the Engineer's instructions (either in the Specifications or issued later in writing), laws, ordinances or any public authority require any Work to be specially tested or approved, the Contractor shall give the Engineer timely notice in writing of its readiness for inspection, and if the inspection is by any authority other than the Engineer, of the date fixed for such inspection. Inspections by the Engineer shall be made promptly and where practicable at the source of supply. If any Work should be covered without approval or consent of the Engineer, it must, if required by the Engineer, be uncovered for examination at the Contractor's expense.

(d) *Re-examination or Re-testing of Work Covered pursuant to Consent of Engineer.*—Re-examination or re-testing of questioned work covered pursuant to consent of the Engineer may be ordered by the Engineer, and if so ordered the Work must be uncovered by the Contractor. If such Work is found in accordance with the Contract Documents the Owner shall pay the cost of re-examination and replacement or of re-testing. If such Work is found not in accordance with the Contract Documents the Contractor shall pay such cost unless he shall show that the defect in the Work was caused by another contractor of the Owner, and in that event the Owner shall pay such cost. Re-examination or re-testing under the terms of this section applies only to Work which has been covered with consent of the Engineer. Work covered without consent of the Engineer must be uncovered for examination as provided under Article 27(c) of the General Conditions.

(e) *Inspection Does Not Relieve Contractor.*—Under the Contract Documents, the Contractor has assumed the responsibility of furnishing all services, labor, and materials for the entire Work in accordance with such documents. No provisions of this Article or any inspection of the Work by the Owner, representatives of the Owner, resident inspector, clerk-of-the-works, architects employed by the Engineer, representatives of the Engineer, or the Engineer shall in any way

diminish, relieve, or alter said responsibility and undertaking of the Contractor; nor shall the omission of any of the foregoing to discover or to bring to the attention of the Contractor the existence of any Work or materials injured or done not in accordance with said Contract Documents in any way diminish, relieve, or alter such obligation of the Contractor nor shall the aforesaid omission diminish or alter the rights or remedies of the Owner as set forth in the Contract Documents. Subject to the provisions of Section (g) herein, the resident inspector has no power to make decisions, to accept or reject Work, or to consent to the covering of Work. The resident inspector owes no duty to the Contractor.

(f) *False Start.*—In the event notice of readiness pursuant to Article 30(g) of the General Conditions shall have been issued prematurely by the Contractor, the Contractor’s action shall be deemed to be a “false start”, and the Contractor shall be liable for the damage resulting from the aforesaid false start, including but not limited to the salary, professional fees, and travel and living expenses of the person or parties inconvenienced by the aforesaid false start.

(g) *Authority and Duties of the Resident Inspector.*—The Resident Inspector will be authorized to inspect all Work done and all products furnished, including preparation, fabrication and manufacture of the products to be used, but the Resident Inspector is not authorized to alter or waive any requirements of the Contract Documents. The Resident Inspector may temporarily reject products or suspend the Work until any question at issue can be referred to and decided by the Engineer. The responsibility of the Contractor is not lessened by the presence of the Resident Inspector.

(h) *Rejection of Work; Orders of Condemnation.*—The Contractor shall remove from the premises within the time designated in orders of condemnation all Work condemned by the Engineer as failing to conform to the Contract Documents, whether incorporated in the Work or not, and the Contractor shall promptly replace and re-execute the Work in accordance with the Contract Documents and without expense to the Owner and shall bear the expense of making good all work of other contractors destroyed by such removal or replacement. The Contractor shall supply any omitted Work and perform all unexecuted Work within the time fixed by the Engineer in orders of condemnation.

(i) *Remedy of the Owner for Breach of Order of Condemnation.*—If the Contractor does not make good a deficiency within the time fixed in an Order of Condemnation, the Owner may:

- (1) Remove the condemned Work and store it at the expense of the Contractor. If the Contractor does not pay the expenses of such removal and storing within ten (10) days after receipt of written demand of the Owner, the Owner may upon three (3) days’ notice in writing to the Contractor sell such materials at private sale or at auction and shall account for the net proceeds thereof after deducting all proper costs incurred by the Owner; or
- (2) Supply omitted Work, perform unexecuted Work, or replace and re-execute Work not done in accordance with the methods and materials designated in the Contract Documents and deduct the cost thereof from any payment then or thereafter due

the Contractor; or,

- (3) Accept the condemned Work and deduct the reasonable value of such Work from the Contract Price.

The remedies stated in this Article are in addition to the remedies otherwise available to the Owner, do not exclude such other remedies, and are without prejudice to any other remedies. Time limits stated in orders of condemnation are of the essence of the Contract. Unless otherwise agreed to by the Owner in writing, the making good of condemned Work shall physically commence at the site in not more than seven (7) days after receipt of the Order of Condemnation except that in case of emergency correction shall physically commence immediately and except that the Contractor shall in any event physically commence the correction at the site early enough to complete within the time allowed in the Order of Condemnation. The Owner shall give prompt consideration to reasonable requests for delay in commencement of the making good of orders of condemnation. The making good of condemned Work shall be completed within the time allowed in the Order of Condemnation unless the Contractor shall have requested from the Engineer an increase in the amount of time allowed and the Engineer shall have given notice to the Contractor in writing, with copy to the Owner, stating the additional time, if any, allowed. An extension of the time allowed to correct condemned Work shall not extend the Contract Time.

(j) *Notice of Correction from Contractor.*—The Contractor shall give prompt notice in writing to the Engineer, with copy to the Owner, upon completion of the correction of any Work, the supplying of any omission of any Work or materials or the performance of any unexecuted Work condemned by the Engineer. In the absence of such notice, it shall be and is presumed under this Contract that there has been no correction, supplying remedy, or performance of unexecuted Work.

**Article 28. - Contract Time and Liquidated Damages.** (a) *Rate of Progress.*—The Contractor shall proceed with the Work at a rate of progress which will insure substantial completion of the Project within the Contract Time. It is expressly understood and agreed by and between the Contractor and the Owner that the Contract Time for the Work is a reasonable time, taking into consideration the average climatic and economic conditions, and other factors prevailing in the locality of the Work. It is understood that the Contractor's proposed construction schedule is based on a normal 40-hour work week, less recognized holidays. If the Contractor desires to work in excess of a normal 40-hour work week, the Contractor shall submit a written request to the Owner and Engineer a minimum of two (2) days prior to the desired work date. The Contractor shall be responsible for any additional expenses incurred by the Owner as a result of any extended work hours, including resident inspection overtime. The cost associated with resident inspector overtime will be deducted from the Contractor's monthly progress payment request.

(b) *Grounds for Delays and Extensions of Time.*—If the Contractor be delayed at any time in the progress of the Work by any act or neglect of the Owner or the Engineer, or of any employee of either, or by any separate contractor of the Owner, or by changes ordered in the Work, or by strikes, lockouts, pickets, abnormal and unforeseeable weather, unforeseeable subsurface conditions, fire, unusual delay in transportation, unavoidable casualties, or any causes beyond the Contractor's control, or by any cause which the Engineer shall decide to justify the delay, then the Contract Time

may be extended for such reasonable time as the Engineer may decide.

(c) *Filing of Claims.*—No extension of the Contract Time shall be made for delay occurring more than ten (10) days before claim therefor is made in writing to the Engineer with a copy to the Owner. In the case of a continuing cause of delay, only one claim is necessary, but no claim for a continuing delay shall be valid unless the Contractor, within ten (10) days of the commencement of the delay, shall have given notice in writing to the Engineer, with copy to the Owner.

(d) *Weather Delays.*—The Contractor is held to be familiar with weather conditions in the Macon-Bibb County area. When a claim for extension of the Contract Time is based on abnormal and unforeseeable weather conditions the request must be accompanied by U.S. Weather Bureau data for the past ten (10) years for the Macon/Macon-Bibb County, Georgia area that substantiates the claim of abnormal and unforeseeable weather conditions. Each day of inclement weather is not, by itself, reason for an extension of the Contract Time. Extensions of the Contract Time will be based solely on the number of rain days in a monthly period that are in excess of the ten (10) year average as established for the Macon/Macon-Bibb County area. A rain day, for purposes of calculating the ten (10) year average, is defined as a day in which 0.10 inch of rain or more was measured by the Weather Bureau.

(e) *Delay in Furnishing Drawings.*—If no Schedule of Submittals or agreement stating the dates upon which drawings or approval of shop drawings shall be furnished is made, then no claim for delay shall be allowed on account of failure of the Engineer to furnish drawings or approval of shop drawings until fourteen (14) days after demand therefor and not then unless such claim be reasonable.

(f) *No Damages for Delay.*—In the event of any delay as set forth in Section (b) herein, the Contractor may be entitled to an extension of the Contract Time only, and shall not be entitled to any additional payment on account of such delay. Without limiting the foregoing, except as otherwise specifically provided under Article 29, the Contractor shall not be entitled to payment or compensation of any kind from the Owner for direct, indirect or impact damages, including but not limited to costs of acceleration or extended home office overhead arising because of hindrance or delay from any cause whatsoever, whether such hindrances or delays be reasonable or unreasonable, foreseeable or unforeseeable, or avoidable or unavoidable.

(g) *Liquidated Damages.*—If the Contractor shall fail to perform the Work required within the Contract Time, or extended Contract Time if authorized by Change Order, then the Contractor shall pay Owner the full amount of liquidated damages specified in the Contract Documents for each calendar day that the Contractor shall be in default after the time stipulated in the Contract Documents shall have expired, and the Owner shall deduct such liquidated damages from the Contractor's monthly progress payment request.

**Article 29. - Changes in the Work.**—(a) *Owner's Right to Make Changes.*—The Owner without invalidating the Contract may authorize or order extra work or may authorize or order changes by altering, adding to, or deducting from the Work, the Contract Price or the Contract Time, or both, being adjusted accordingly. The Contractor hereby expressly agrees that the Contractor shall have

no right to a claim for damages or extended overhead of any nature because of changes made by the Owner. Such Work is hereinafter designated “change” or “changes”.

(b) *Field Orders.*—The Engineer may at any time, by issuing a field order, make changes in the details of the Work. These changes by field order will not affect Contract Time or Contract Price. The Contractor shall proceed with the performance of any such changes in the Work so ordered by the Engineer, unless the Contractor believes that such field order entitles Contractor to a change in Contract Price or Contract Time, or both, in which event Contractor shall give the Engineer immediate, written notice thereof and if required by the Owner, an immediate estimate of the direct cost of Work as outlined in Case (b) below, after the receipt of the ordered change, and the Contractor shall not execute such changes pending the receipt of an executed Change Order or further written instruction from the Owner.

(c) *Cost to Owner for Changes.*—The cost to the Owner of any change shall be determined in one or more of the following ways:

CASE (a) By estimate and acceptance in a lump sum.

CASE (b) By unit prices identified in the Contract or subsequently agreed upon. Unit prices are net including overhead and profit. Neither establishment of unit prices in the Contract or later agreement to unit prices shall entitle the Contractor to execute any change under Case (b) prior to issuance of an authorization or order of the Owner in writing.

CASE (c) By force account, which is defined as expenditures allowed under Article 29(i) plus a percentage or percentages as stated under Article 29(i).

(d) *Changes Forbidden without Consent of Owner.*—Neither the Engineer or the Contractor shall make any change whatsoever in the Work without authorization or order of the Owner in writing except in emergency as described hereinbelow. The making of any change without authorization or order of the Owner in writing is a breach of contract except in emergency as referred to under Article 21 of the General Conditions. In the absence of authorization or order of the Owner given in advance in writing (except in emergency as referred to under Article 21 of the General Conditions) the Contractor shall have no claim for payment, repayment, reimbursement, remittance, remuneration, compensation, profit, cost, overhead, expense, loss, expenditure, allowance, charge, demand, hire, wages, salary, tax, cash, assessment, price, money, bill, statement, dues, recovery, restitution, benefit, recoupment, exaction, injury, damages or time based upon or resulting from any change.

(e) *Notice of demand of Contractor for extraordinary remuneration or for damages.*—For a change in the Work, the Contractor shall be entitled to no claim other than or in excess of allowances permitted under Article 29(i) unless prior to commencement of execution of the change (a) the Contractor shall have notified the Owner in writing of the nature of the claim and (b) the Owner shall have agreed in writing to the claim. Commencement of execution of a change authorized by the Owner in the absence of the aforesaid written notice from the Contractor and

written agreement to the claim by the Owner shall be deemed to be and is conclusive proof that the Contractor acknowledges that it makes no claim other than or in excess of allowances permitted under Article 29(i).

(f) *Subsurface Conditions.*—Material below the surface of the ground is assumed to be earth and other material that can be removed by a backhoe or similar equipment. Should conditions encountered below the surface of the ground be at variance to conditions indicated by Drawings, Specifications, or geotechnical reports, and subject to Article 23 of the General Conditions, the Contract Price may be adjusted as provided in this Article for changes in the Work upon claim by either party made in writing within a reasonable time after the first observance of the conditions; PROVIDED, however, that the Contractor shall in any event give written notice to the Owner before proceeding to execute any change resulting from subsurface conditions; and PROVIDED FURTHER; that the Owner shall not be liable to the Contractor for any claim occasioned by the aforesaid subsurface conditions except in accordance with and pursuant to authorization of the Owner issued in writing prior to commencement of execution of the aforesaid change to which authorization the Contractor shall have taken no exception. If exception to the authorization be taken by the Contractor, the Owner may issue an order pursuant to Article 29(i). Commencement of execution of work pursuant to Article 29(i) shall not exclude the recovery of damages by the Contractor under other Articles of the General Conditions, but the cost to the Owner for the changes executed pursuant to the aforesaid order shall not exceed the “net allowable expenditures” permitted to the Contractor under Article 29(i) plus the “allowance for overhead and profit” permitted under Article 29(i).

(g) *Rock.*—If rock, as hereinafter defined, is encountered, no claim for additional compensation for changes shall lie against the Owner in the absence of previous authorization by the Owner in writing, and the cost to the Owner for any changes shall be determined as provided in this Article. **CAUTION: No rock for which extra compensation is expected to be received shall be removed except pursuant to and in conformity with a written authorization or order of the Owner.** Shale, rotten stone, or stratified rock that can be loosened with a pick or removed by a backhoe or similar equipment shall not be classified as rock. Rock is defined as follows: any material which cannot be excavated with conventional equipment, and must be removed by drilling, chemical cracking, or blasting, and occupies an original volume of at least one-half cubic yard.

(h) *Existing Conditions.*—The Contractor in undertaking the Work under this Contract is assumed to have visited the premises and to have taken into consideration all conditions which might affect the Work. No consideration will be given any claim based on lack of knowledge of existing conditions except where existing conditions are such as cannot be readily ascertained. Any claims relating to conditions which were not readily ascertainable shall be adjusted as provided in this Article for changes in the Work.

(i) *Cost to Owner, Allowances for Contractor, and Allowable Expenditures.*—In Cases (a) and (c), above, the “allowance for overhead and profit” combined, included in the total cost to the Owner, shall be based upon the following schedule:

- (1) For the Contractor an allowance for Work which it performs with its own forces,



not to exceed 16% of its “net additional allowable expenditures”, if any, for changes.

- (2) For a Subcontractor an allowance for Work which it performs with its own forces, not to exceed 16% of its “net additional allowable expenditures”, if any, for changes. A Subcontractor shall receive no allowance for overhead and profit on Work not performed by its own forces. Under these Contract Documents, the forces of a Sub-subcontractor of a Subcontractor are deemed to be and are the forces of the Subcontractor.
- (3) For the Contractor an allowance for Work performed by its Subcontractor, not to exceed 10% of the amount, if any, due the Subcontractor for changes.

The above percentages shall be applied to the “net additional allowable expenditures”, if any, as limited and defined herein. If the net difference between “allowable expenditures” and savings results in a decrease in expenditures, the amount of credit allowed the Owner shall be the net decrease without any credit for profit and overhead. “Net additional allowable expenditures” as used herein shall mean the difference between all “allowable expenditures” and savings. The term “allowable expenditures” is limited to and defined as items of:

- (1) Labor which is defined as the specific labor wages including a thirty percent (30%) markup on the cost of direct payroll wages. The Contractor shall furnish, if required by the Owner, certified payrolls to verify wages.
- (2) Material delivered and used on the designated Work, including sales tax, if paid for by the Contractor and as verified by original invoices or otherwise verifiable to the Engineer's acceptance.
- (3) Rental, or Ownership cost of equipment, including necessary transportation of equipment, having a purchase value in excess of \$300.00. Rental or Ownership cost will be allowed for only those hours during which the equipment is required on the Project site. Cost allowances will not exceed the rates defined as follows: the hourly rate, for equipment not used exclusively in the change to the scope of Work, will be the monthly rate, as printed in the current Rental Blue Book for Construction Equipment published by Dataquest, divided by 176; the rate, for equipment used exclusively for those tasks identified in the change to the scope of Work, will be the daily, weekly or monthly rate, used singularly or in combination, which will provide the lowest total cost. The rates will be modified by the Rate Adjustment Table factors to reflect a depreciation allowance indexed to the year a machine was originally manufactured and sold. The rates will be adjusted to account for regional differences in annual use hours, cost of labor, freight, taxes, etc. The amount by which basic rates will be increased or decreased is shown on the adjustment maps included in the “Blue Book”. The equipment use period will begin only at the time equipment is unloaded at the site of the changed Work; will include each day that the equipment is required at the site of the changed Work; and will terminate at the end of the day on which the use of such

equipment becomes unnecessary, plus reasonable transportation time. The maximum time to be paid per day will not exceed eight hours unless the equipment is in operation for a longer time. The time which will be paid for per day for equipment not used exclusively in the change to the scope of Work, will be the hours which the equipment was actually in operation on the changed Work.

- (4) In cases where there is an extension of the Contract Time, *pro rata* expenditures for time of foremen employed in the direct superintendence of productive labor in execution of changes.

All expenditures not included in the term “allowable expenditures” as limited and defined in this Article shall be considered as overhead, including, but not limited to, bond premiums, supervision, travel (meals, transportation, and lodging), superintendence [except *pro rata* time of foremen as referred to herein], timekeepers, clerks, watchmen, hand tools, small tools, incidental job burdens, engineering, drafting, and office expense. Any other provisions in the Contract Documents to the contrary notwithstanding, only demonstrable, direct, out-of-pocket expenditures for the changes plus percentages as set forth hereinabove shall be allowable for changes. No wages of a foreman shall be allowable for a change carried on concurrently with contract Work unless the claim includes a demand for extension of time caused by the authorizing or ordering of the change.

(j) *Execution of Changes Pursuant to Order.*—In the event neither Case (a) nor Case (b) can be mutually agreed upon as the method of determining the cost to the Owner for a change, the Contractor, provided it receives a written order from the Owner, shall proceed on force account under Case (c), and he shall keep and present in such form as the Engineer may direct a correct account of the expenditures together with vouchers. Allowable expenditures shall in no event exceed current costs for like services and materials, the burden of proof being on the Contractor.

(k) *Stipulated Maximum Sum.*—Under Case (b) and Case (c), the Owner shall prescribe the limits of any authorization or order for a change by means of an authorization or order in writing stipulating the maximum sum of money committed toward execution of the said change, and the Contractor shall have no authority to perform any change which will cost the Owner in excess of the stipulated maximum sum. It shall be solely the Contractor’s responsibility **to apply in writing to the Owner, NOT [repeat NOT] to the Engineer,** for an enlargement of the scope of the authorization or order by an increase in the said stipulated maximum sum if during the course of the performance of a change on force account under Case (c) the additional cost of the change to the Owner as established in accordance with allowable expenditures and allowances for profit and overhead permitted under Article 29(i) is approaching, or may exceed, the said stipulated maximum sum. It shall likewise be the responsibility of the Contractor to apply for an enlargement of the scope of the authorization or order if the total value of units at any agreed unit price under Case (b) is approaching the said stipulated maximum sum. For changes in the Work no claim for payment, repayment, reimbursement, remittance, remuneration, compensation, profit, cost, overhead, expense, loss, expenditure, allowance, charge, demand, hire, wages, salary, tax, cash, assessment, price, money, bill, statement, dues, recovery, restitution, benefit, recoupment, exaction, injury or damages shall lie against the Owner for any amount in excess of such amount as shall have been mutually agreed to under Case (a) or in excess of such amount as shall have been established as the

stipulated maximum sum under Case (b) or Case (c). The cost to the Owner for any change in the Work, except a change based upon agreed unit prices under Case (b), shall be established in accordance with the schedule of allowances and percentages stipulated under Article 29(i).

(l) *Breakdown of Expenditures.*—To accompany all Change Orders, the Contractor shall furnish a breakdown of expenditures for labor and materials by units and quantities in the form prescribed by the Owner, and the breakdown shall be accompanied by the following declaration: “I do solemnly swear, under criminal penalty, that the costs shown hereinabove do not exceed current costs for like services or materials and do not exceed the actual costs to the Contractor therefor, and that the quantities shown do not exceed actual requirements.” For all force account changes, the Contractor shall promptly, and in no event later than thirty (30) days after receipt of written demand therefor, pursuant to Article 29(i) submit to the Engineer a complete, accurate, and final breakdown and account together with vouchers, showing all expenditures and percentages allowable under Case (c). For all unit price changes, the Contractor shall promptly, and in no event later than thirty (30) days after receipt of written demand therefor, pursuant to Article 29(i) submit to the Engineer an accurate account of the quantity of Work performed under Case (b). In any case, the Engineer shall certify to the amount [including under Case (a) and Case (c) the allowance prescribed in the Contract for overhead and profit] due the Contractor. The Contractor shall obtain and furnish as back-up to the Contractor’s breakdown a separate breakdown for each Subcontractor’s charges prepared by each Subcontractor on the letterhead of the Subcontractor and properly signed by the Subcontractor.

(m) *Payment on Account.*—If the Contractor desires to obtain payment on account before any change in the Work has been completed, a Change Order certified by the Engineer and signed by the Contractor and the Owner must have been executed for so much of the change as has been completed at the time of the filing of the request for payment on account.

(n) *Form and Execution of Change Orders.*—Change Orders shall be recommended by the Engineer and signed by the Contractor and the Owner in accordance with the form of change order prescribed by the Owner. No request for payment of the Contractor for account of a change shall be due, nor shall any such request appear on a progress payment request or demand for final payment until (1) the Change Order shall have been certified by the Engineer and (2) a Change Order shall have been executed by the Contractor and the Owner.

(o) *Claims Distinguished from Changes.*— Claims for damages arising out of alleged negligence of the Engineer or Owner as provided for under Article 37 of the General Conditions are distinguished from claims for allowances for changes as provided for under Article 29. Claims for damages must be filed entirely separately pursuant to Article 37 of the General Conditions and claims for allowances for changes must be filed entirely separately pursuant to Article 29 unless the Contractor and Owner agree in writing otherwise.

(p) *Conditions Different from Those Indicated in Contract Documents.*—The parties contemplate delays necessary to complete tests, to redesign, and to perform change order Work in the event conditions encountered at the site are different from those indicated in the Contract Documents, or to perform change order Work to correct errors and omissions in the Drawings and

Specifications. Execution of any change must be authorized. In such event there shall be an adjustment in the Contract Price as provided in the Contract for changes in the Work, but no claim for damages shall lie against the Owner for the aforesaid delays. Such delays are not a breach of contract because the parties contemplate such delays as a natural and probable consequence of construction operations. The parties agree that such delays constitute no wrong or injury, create no right to a claim for damages, and are not a ground for claiming extraordinary remuneration.

(q) *Unit Prices.*— The term “net” as used in reference to “unit prices” means in respect to Change Orders performed in accordance with Case (b) of Article 29 of the General Conditions that the unit prices offered by the Contractor and accepted by the Owner shall be inclusive of all sums for payment, repayment, reimbursement, remittance, remuneration, compensation, profit, cost, overhead, expense, loss, expenditure, allowance, charge, demand, hire, wages, salary, tax, cash, assessment, price, money, bill, statement, dues, recovery, restitution, benefit, recoupment, exaction, or injury. Upon request of the Owner in writing and within such reasonable space of time as the Owner shall designate in writing, the Contractor shall submit for consideration of the Owner proposals in writing for unit prices to be applied in the event Work is authorized by the Owner to be performed under Case (b) of Article 29. Under penalty of false swearing, a principal of the contracting firm shall certify that the unit prices submitted do not exceed current costs for like services or materials.

(r) *Combining Small Change Orders.*—The Owner may, with the Contractor’s concurrence, elect to postpone the issuance of a Change Order until such time that a single Change Order of substantial importance can be issued incorporating several changes. In such cases, the Owner will indicate this intent for each change in the Contract in a written notice to the Contractor, following agreement by the Owner and Contractor on the scope, price and time, if any, of the change.

(s) *Changes in the Contract Time.*—The Contract Time may be changed only by a Change Order. Changes in the Work described in section (a) of this Article and any other claim made by the Contractor for a change in the Contract Time will be evaluated by the Engineer and if the conditions warrant, an appropriate adjustment of the Contract Time will be made. The Engineer, when making these evaluations will take into consideration the amount and scope of Work which has been changed and will evaluate if the change in Work has affected the Critical Path as currently accepted on the Progress Schedule such that it would delay the completion of the Project. If after these evaluations have been made, and in the sole opinion of the Engineer the Contractor is due an extension of the Contract Time, then it will be granted by a Change Order. Extensions of the Contract Time granted as a result of weather will not result in a change in Contract Price.

(t) *Effect of Executed Change Order.*—The execution of a Change Order by the Contractor shall constitute conclusive evidence of the Contractor’s agreement to the ordered changes in the Work, the Contract as thus amended, the Contract Price and the Contract Time. The Contractor, by executing the Change Order, waives and forever releases any claim against the Owner for additional time or compensation for matters relating to or arising out of or resulting from the Work included within or affected by the executed Change Order. The foregoing waiver and release expressly includes, without limitation, claims for additional compensation or time based on the theory that the Contractor has suffered so-called “impact” damage attributable to the effect of change order Work

on other change orders Work or on unchanged Work.

**Article 30. - Payments and Completion.**—(a) *Contract Price.*— The Contract Price is either a lump sum or the sum of the unit prices stated in the Contract Agreement, for each item multiplied by the actual quantities installed of each item, and is the total amount payable by the Owner to the Contractor for the performance of the Work set forth in the Contract Documents. It is understood that the Contractor shall provide and pay for all products, labor, (including labor performed after regular working hours, on Sundays, or on legal holidays), equipment, tools, water, light, power, sewer, transportation, supervision, temporary construction of any nature, and all other services and facilities of any nature whatsoever necessary to execute, complete, place into operation, and deliver the Work.

(b) *Application for Payment and Receipts.*—The Contractor shall submit to the Engineer in accordance with a form to be supplied by the Owner an application for each monthly progress payment, and, if requested by the Owner or Engineer, receipts or other vouchers, showing his payments for materials and labor, including payments to Subcontractors as required by Article 10 of the General Conditions.

(c) *Progress Payments.*—If progress payments are made on valuation of Work done, such complete application shall be submitted to the Engineer at least twenty (20) days before payment falls due. In applying for payments, the Contractor shall submit a statement based upon the Schedule of Values on a progress payment form to be supplied by the Owner, and, if requested by the Engineer or Owner, itemized in such form and supported by such evidence as the Engineer or Owner may direct showing the Contractor's right to the payment claimed.

(d) *Materials stored.*—Application for payment may include, at the Contractor's option, the cost of products not yet incorporated into the Work which have been delivered to the site or to other storage locations authorized and approved by the Engineer. The Owner reserves the right to accept or reject pay requests for stored materials, and to limit payments to those stored materials which, in the Engineer's judgment, are necessary for continuing satisfactory Project progress.

Payment for stored products will be subject to the following conditions being met or satisfied:

- (1) The products shall be received in a condition satisfactory for incorporation in the Work, including manufacturer's storage and installation instructions;
- (2) The products shall be stored in accordance with the manufacturer's recommendations and in such manner that any and all manufacturer's warranties will be maintained and that they will not be damaged due to weather, construction operation, or any other cause;
- (3) An invoice from the manufacturer shall be furnished for each item on which payment is requested. The request may include reimbursement for cost of delivery, limited to common carrier rates, to the site, but will not include the Contractor handling, on or off site, or for storage expense;

- (4) The Contractor shall, on request of the Engineer, furnish written proof from the supplier of payment (less retention equal in percentage to that being retained by the Owner) for the products no later than 30 days after receipt of payment for same from the Owner. The Owner will have the right to deduct from the next payment estimate an amount equal to the payment for products if reasonable and adequate proof is not submitted; and,
- (5) Shop drawings, product data and samples, showing “No Exceptions Taken”, have been received from the Contractor for that specific equipment or material.

(e) *Operating Test Period.*—Upon receipt of written notice from the Contractor that the Work is ready to be placed into service for the operating test period, the Engineer will, within a reasonable time, inspect the Work. Prior to initiating the operating test, Work required by the Contract Documents must be in place and operable as determined by the Engineer, which includes, but is not limited to the following:

- (1) Pressure testing all lines as required in the Specifications;
- (2) Making adjustments of manhole rims;
- (3) Performing functional tests and providing manufacturers’ required certification as specified;
- (4) Removing temporary plugs, bulkheads, bypasses, etc., and diverting flow into the facility when directed by the Engineer; and,
- (5) All painting, grassing and restoration of the Work area, provided the Work area is not part of another segment not yet in the 30-day operating test period.

When the Engineer finds the Work of the Contractor ready for initiation of the operating test period, the Engineer will recommend to the Owner that the operating test period begin.

Certain segments of the Work, whether new or existing to be modified, may need to be placed in service prior to completion of the entire Project. Prior to placing these segments in operation, the requirements above, which pertain to the operating test period, must be complete for each segment.

The operating test period begins upon written notification from the Owner and runs for a period of 30 days. During this period, the Contractor shall complete all remaining items of Work, make adjustments found to be necessary, and ensure that all equipment and systems are functioning properly, and continue to function properly. The beginning of the operating test period initiates the Owner’s responsibility for providing chemicals, power, and operating personnel. The Contractor retains responsibility for maintaining equipment until acceptance by the Owner. The segments to be placed into service prior to completion of the entire Project will be determined solely by the Engineer or the Owner.

(f) *Conditions Precedent to Application for Final Payment.*—ALL WORK REQUIRED BY THE CONTRACT DOCUMENTS MUST BE COMPLETED BEFORE THE FINAL INSPECTION IS PERFORMED. This includes, but is not limited to, the following:

- (1) Performing infiltration and pressure tests as described in the detailed Specifications;
- (2) Removing temporary plugs, bulkheads, bypasses, etc.;
- (3) Flushing all lines with potable water furnished by Contractor;
- (4) Pressure testing all lines as required in the Specifications;
- (5) Demonstrating the operation of all valves;
- (6) Providing specified instruction for the Owner's personnel;
- (7) Disinfecting all water mains as required in the Specifications; and,
- (8) Grassing and restoration of the Work area.

(g) *Notification of Readiness for Final Inspection.*—When all conditions precedent for the application have been completed, the Contractor shall submit completed Record Drawings to the Engineer and give notice to the Engineer in accordance with Article 5 of the Contract Agreement with a copy to the Owner in the following words:

The work on the Contract for the 1948 Warehouse Area 5 Roof Replacement having been fully completed except as stipulated hereinbelow, it is requested that a final inspection be made promptly by the Engineer in accordance with Article 5 of the Contract Agreement. The following Work is incomplete through no fault of the Contractor:

No final inspection shall be made until such time as the Engineer has received a letter in the exact form indicated above and a copy thereof has been received by the Owner. In the event the Contractor shall have issued the "Notice of Readiness for Final Inspection" prematurely [hereinafter referred to as "false start"] he shall be liable for the damage resulting from the aforesaid false start including but not limited to the salaries, professional fees, and travel and living expenses of the persons or parties inconvenienced by the aforesaid false start. The Contractor acknowledges and agrees that he has an indivisible, non-delegable, and non-transferable contractual obligation to the Owner to make its own inspections of the Work at all stages of construction; and the Contractor shall supervise and superintend performance of the Contract in such manner as to enable it to confirm and corroborate at all times that all Work has been executed strictly, literally, rigidly, and inflexibly in accordance with the methods and materials designated in the Contract Documents so that (a) its certifications on periodical estimates shall be true and correct and (b) its notice of readiness for final inspection shall be true and correct. Accordingly, the Contractor agrees that it

may not defend or excuse any deviation from the Contract Documents on the ground (a) that the deviation was not brought to its attention by another person or party or other persons or parties or (b) that a Subcontractor is, or Subcontractors are, at fault.

(h) *Final Acceptance*.—If the Engineer finds the Work of the Contractor complete and acceptable in accordance with the provisions of the Contract Documents and that the Record Drawings accurately depict the complete Work, the Engineer will recommend to the Owner that the Project be accepted and that final payment be made. In the event that the final inspection reveals deficiencies in meeting the Contract requirements, the Contractor shall complete all remaining items of Work, and make adjustments found to be necessary. Upon receipt of written notice from the Contractor that the Work is complete and ready for re-inspection, the Engineer will make another final inspection. The Contractor will be notified, in writing, by the Owner of the final acceptance of the Work. The date of final acceptance shall be the beginning of the warranty period.

(i) *Liens*.—Neither the final payment or any part of the retained percentage shall become due until the Contractor has furnished the Owner proper and satisfactory evidence (under oath if required) that all claims for labor employed and materials used in the construction of the Work under this Contract have been paid, satisfied or waived, and that no claims can be filed against the Owner for such labor or materials. If required, the Contractor shall deliver to the Owner a complete release of all liens or claims arising out of this Contract, and an affidavit that so far as it has knowledge or information the releases include all labor and materials for which a lien or claim could be filed; provided, however, that the Contractor may, if any Subcontractor or claimant refuses to furnish a release, furnish a bond satisfactory to the Owner to indemnify the Owner against any lien or claim. If any lien or claim remains unsatisfied after all payments are made, the Contractor shall refund to the Owner all moneys that the Owner may be compelled to pay in discharging such lien or claim, including all costs and a reasonable attorneys' fees.

(j) *Compliance with O.C.G.A. §§ 13-10-80 and 13-10-81*.—For purposes of O.C.G.A. § 13-10-80(b) the term “substantial completion of the Work” shall mean that “the Work has been satisfactorily completed and is accepted in accordance with the Contract Documents.” If upon completion of the second “final” inspection provided for in subsection (g) of this Article there are still remaining (i) any disputed indebtedness or (ii) if there are liens upon the property, or (iii) there are any items of Work uncompleted which in the opinion of the Engineer are “incomplete items” within the meaning of O.C.G.A. §§ 13-10-80(b)(2)(B) and/or 13-10-81(c), an amount equal to two hundred percent (200%) of each such item of indebtedness, lien or uncompleted Work as determined by the Engineer shall be withheld until such item or items are paid, settled or completed and the remaining retainage shall be paid to the Contractor.

**Article 31. - Certificates of Payment.**—(a) *Issuance*.—If the Contractor has made application for payment as provided under Article 30, the Engineer shall not later than the date when each payment falls due issue to the Owner a certificate for such amounts as he decides to be properly due or state in writing his reasons for withholding a certificate.

(b) *Warranty of Title*.—The Contractor warrants that title to all Work and products covered by a Certificate of Payment, whether incorporated into the Project or not, will pass to the Owner



upon the receipt of such payment by the Contractor, free and clear of all liens, claims, security interests or encumbrances except retention equal in percentage to that being retained by the Owner.

(c) *Effect.*—No Certificate issued, or payment made to the Contractor, or partial or entire use of occupancy of the Project by the Owner shall be an acceptance of any Work or materials not in accordance with the Contract Documents. The making of the final payment shall constitute a waiver of all claims by the Owner other than those arising from unsettled liens, from faulty work appearing after final payment, or from the requirements of the Contract Documents, including but not limited to the provisions of Article 5, Hazards and Indemnification, of these General Conditions. Acceptance of the final payment shall operate as and shall be a release by the Contractor to the Owner from all claims of any kind or character arising out of or related to the Contract except for such specific amount or amounts as may have been withheld to cover the fair value of any incomplete Work which has been certified by the Engineer under the provision of Paragraph (d) of Article 5 of the Contract Agreement as incomplete through no fault on the part of the Contractor.

(d) *Date and Rate of Payment.*—Progress payments will be made by the Owner to the Contractor in accordance with Article 4 of the Contract Agreement. Final payment will be made in accordance with Article 5 of the Contract Agreement. The date and rate of payment are subject to Article 32 of the General Conditions. Sums retained pursuant to this Article are and remain the property of the Owner until such time as the Contractor shall have become entitled to receive payment of such retainage by complying with the full terms of the Contract Documents.

(e) *Delays in Making Payments.*—The date on which any progress payment is due shall be extended for such period of time as may be necessary in the determination of the Engineer for the Contractor to remedy any incorrect or incomplete application for payment.

(f) *Interest.*—Should the Owner fail to pay the sum named in any certificate of the Engineer when due, the Contractor shall receive, in addition to the sum approved in the certificate, simple interest thereon at the legal rate; PROVIDED, however, that the Contractor shall have given the Owner written notice of the date on which payment was properly due, and no interest shall be payable if the Owner makes payment when due or within three days after receipt of the aforesaid notice from the contractor. Such notice shall be in writing, and shall set forth:

- (1)— A short and concise statement that interest is due pursuant to this Article;
- (2)— The principal amount of the progress or final payment which is allegedly due to the Contractor; and,
- (3)— The first day and date upon which the Contractor alleges that interest will begin to accrue, pursuant to this Article.

(g) *Integration with the Prompt Pay Act.*—The provisions of the Contract Documents with respect to time limits for payments, grounds for withholding payment, conditions authorizing payments, and interest on late payments shall supersede all provisions of the Georgia Prompt Pay Act, as originally enacted or as amended, and any dispute arising between the parties hereto as to whether or not the provisions of this Contract or the Georgia Prompt Pay Act control will be resolved in favor of the terms of these Contract Documents.

**Article 32. - Payments Withheld.**—The Engineer may withhold or, on account of subsequently discovered evidence, nullify the whole or a part of any certificate to such extent as may be necessary to protect the Owner from loss on account of:

- (a)—Defective work not remedied;
- (b)—Claims filed or reasonable evidence indicating probable filing of claims;
- (c)—Failure of the Contractor to make payments properly to Subcontractors or for materials or labor;
- (d)—A reasonable doubt that the Project can be completed for the unpaid balance of the Contract Price.
- (e)—Damage to another Contractor or to some third party;
- (f)—Failure to maintain a rate of progress in accordance with the currently approved construction progress schedule;
- (g)—Failure to supply enough skilled workers or proper materials; or,
- (h)—Failure to complete all Work within the Contract Time.

When the above grounds are removed, the Engineer shall issue to the Owner a certificate for such withheld amounts as he determines to be properly due, and the Owner shall pay such amounts within ten (10) days. At the option of the Owner adherence to the construction progress schedule shall be a condition precedent to the right of the Contractor to demand payment of a progress payment. No omission on the part of the Owner to exercise the aforesaid option shall be construed to be a waiver of breach of the construction progress schedule or acquiescence therein, and the Owner may exercise its option from time to time as often as may, in its judgment, be expedient.

**Article 33. - Notice of Commencement.**—See Notice to Proceed, as used throughout these General Conditions.

**Article 34. - Correction of Work after Final Payment.**—Neither (1) the final certificate, (2) or any decision of the Engineer, (3) nor payment, (4) nor any provision in the Contract shall relieve the Contractor of responsibility for faulty materials, faulty workmanship, or omission of Work required by the Contract Documents, and the Contractor shall remedy any defects or supply any omissions resulting therefrom and pay for any damage to other Work resulting therefrom. The Owner shall give notice of observed defects or omissions with reasonable promptness. The Contractor shall within the time designated in orders of condemnation and without expense to the Owner, correct, remedy, replace, re-execute, supply omitted Work, or remove from the premises all Work condemned by the Engineer. The Contractor shall give prompt notice in writing to the Engineer, with copy to the Owner, upon completion of the supplying of any omitted Work or the correction of

any Work condemned by the Engineer. In the absence of said notice, it shall be and is presumed under this Contract that there has been no correction of the condemned Work or supplying of omitted Work. If the Contractor does not remove, make good the deficiency, correct, or remedy faulty Work, or supply any omitted Work within the time designated in orders of condemnation without expense to the Owner, the Owner, after ten (10) days' notice in writing to the Contractor, may remove the Work, correct the Work, remedy the Work or supply omitted Work at the expense of the Contractor. In case of emergency involving health, safety of property, or safety of life the Owner may proceed at once. Correction of defective Work executed under the Contract Documents or supplying of omitted Work, whether or not covered by warranty of a Subcontractor or materialmen, remains the primary, direct responsibility of the Contractor. The foregoing obligation of the Contractor shall remain in effect until the same shall have been extinguished by operation of the statute of limitations.

As additional security for the fulfillment of such obligation, but in no way limiting the same, the Contractor warrants and guarantees (1) that all work executed under the Contract Documents shall be free from defects of materials or workmanship for a period of one year from the notice of final acceptance of the Work by the Owner, and (2) that for not less than one year from such final acceptance, or for such greater time as may have been designated in the Contract Documents, products of manufacturers shall be free from defects of materials and workmanship. Whenever written guaranties or warranties are called for, the Contractor shall furnish the aforesaid for such period of time as may be required. The aforesaid instruments shall be in such form as to permit direct enforcement by the Owner against any Subcontractor, materialmen, or manufacturer whose guaranty or warranty is called for, and the Contractor agrees that:

- (a) The Contractor is jointly and severally liable with such Subcontractors, materialmen, or manufacturers;
- (b) The said Subcontractors, materialmen, or manufacturers are agents of the Contractor for purposes of performance under this Article, and the Contractor, as principal, ratifies the warranties or guaranties of his aforesaid agents by the filing of the aforesaid instruments with the Owner. The Contractor as principal is liable for the acts or omissions of his agents;
- (c) Service of notice on the Contractor that there has been breach of any warranty or guaranty will be sufficient to invoke the terms of the instrument; provided, however, that the Owner shall have furnished the Contractor with a copy of notice served on the Subcontractor, materialmen, or manufacturer; and,
- (d) The Contractor will bind his Subcontractor, materialmen, and manufacturers to the terms of this Article.

The calling for or the furnishing of written warranties shall in no way limit the contractual obligation of the Contractor as set forth hereinabove. The remedies stated in this Article are in addition to the remedies otherwise available to the Owner, do not exclude such other remedies, and are without prejudice to any other remedies.

**Article 35. - Cash Allowances.**—The Contractor shall include in the Contract Price all cash allowances named in the Contract Documents and shall cause the Work thus covered to be done by such contractors or firms and for such sums as the Engineer may direct, the Contract Price being adjusted in conformity therewith. The Contractor declares that the Contract Price includes such sums for overhead and profit on account of cash allowances as he deems proper. No demand for overhead and profit other than those included in the Contract Price shall be allowed. The Contractor shall not be required to employ for any such Work persons against whom he has a reasonable objection.

**Article 36. – Contractor’s Warranty as to Performance.**—The Contractor warrants that it is familiar with the codes applicable to the Work and that it has the skill, knowledge, competence, organization, and plant to execute the Work promptly and efficiently in compliance with the requirements of the Contract Documents. The Contractor having the obligation to keep a competent superintendent engaged on the Work during its progress, to employ only skilled mechanics, and to enforce strict discipline and good order among its employees, the Contractor, itself, is responsible for seeing that the Work is installed in accordance with the Contract Documents. Failure or omission on the part of the Owner, representatives of the Owner, agents of the Owner, resident engineer inspector, clerk-of-the-works, engineers employed by the Engineer, representatives of the Engineer, or the Engineer either to discover or to bring to the attention of the Contractor any deviation from, omission from, or noncompliance with the Contract Documents shall not be asserted by the Contractor as a defense for failure on the Contractor’s part to install the Work in accordance with the Contract Documents or for any other neglect to fulfill requirements of the Contract; nor shall the presence of any one, or all, or any of the foregoing at the site or the fact that any one, or all, or any of the foregoing may have examined the Work or any part of it be asserted as a defense by the Contractor against a claim for failure on its part to install the Work in accordance with the Contract Documents or for any neglect to fulfill requirements of the Contract. No requirement of this Contract may be altered or waived except in pursuance of a written order of the Owner and in strict accordance with the provisions in the Contract for changes in the Work.

**Article 37. - Claims.**—(a) *Extra Cost.*—If the Contractor maintains that any instructions by drawings or otherwise involve extra cost to the Owner under this Contract, the Contractor shall give the Owner and the Engineer written notice thereof within a reasonable time after the receipt of such instructions, and in any event before proceeding to execute any change except in emergency endangering life or property. The allowances to the Contractor shall then be as provided under Article 29 of the General Conditions. No claim for extra cost shall be valid unless so made.

(b) *Protest.*—All references to arbitration are deleted from the Contract Documents. Decisions of the Engineer shall be rendered in all cases as provided for under the General Conditions of the Contract, but no decision of the Engineer shall deprive the Owner or the Contractor of any form of redress which may be available under the laws of the State of Georgia to contracting parties. Any decision of the Engineer shall be final and binding on the Contractor in the absence of written notice of protest from the Contractor received by the Owner by registered mail within twelve (12) days of the date of the decision of the Engineer. The Owner shall have twelve (12) days from the date of receipt of a protest within which to investigate and make a reply. There

is no provision under the Contract for execution of work “under protest”. A protest must contain (1) the date of the decision of the Engineer to which exception is taken, (2) a statement of the issue or issues, (3) a citation of the provision or provisions of the Contract Documents which govern the issue or issues, (4) a summary of the logical principle or principles on which the protest is based, and (5) a summary of the legal grounds for taking exception. Filing a written notice of protest shall not be grounds for an extension of the Contract Time.

(c) *Shall be Based on the Legal Assertions of the Contractor.*—The Contractor shall assert claims solely on the basis of (a) principles of logic and (b) principles of law to which the Contractor, itself, has prescribed. The Contractor shall not protest a decision or request a conference on the ground merely that a Subcontractor, materialmen, or supplier has protested to the Contractor. Accordingly, the Contractor shall neither file a claim or make a request for a conference with the Owner regarding a claim except as it shall be for the purpose of asserting in the exercise of the Contractor’s best judgment such views, requests, and legal propositions as he deems the Contractor is entitled to maintain independently of any right of any Subcontractor, materialmen, or supplier against the Contractor.

(d) *Conference with the Owner.*—

(1) *Effect of.*—The Owner has no legal obligation to confer orally with the Contractor about the terms of the Contract or its performance and may insist that all transactions and all intercourse shall be in writing. Agreement of the Owner to confer with a Contractor shall not be construed as an offer of the Owner to reconsider or alter the Owner’s policies, practices, procedures, or prior position, and no such agreement shall constitute a waiver of any right or defense of the Owner. Such a conference is without prejudice to any rights or defense of the Owner. After the conference there will be nothing to confirm since the Owner does not engage itself to do or not to do a thing by agreeing to confer with the Contractor. It is expressly agreed that no conference between the Contractor and the Owner shall cure any failure of the Contractor to give any notice nor shall it cure any breach of any time limit or revive any right in the Contract.

(2) *Conditions precedent to.*—A proposal from the Contractor for a conference in respect to (a) a dispute, (b) a controversy, or (c) an interpretation or construction of any provision of the Contract Documents shall contain (a) a statement of the issue or issues, (b) a citation of the provisions of the Contract Documents which govern the issue or issues, (c) a precise summary of the logical principle or principles on which the issue or issues are based, and (d) a summary of the legal grounds which the Contractor takes with respect to the issue or issues.

(3) *Basis for and Terms of.*—All conferences between the Owner and the Contractor shall be pursuant to, under the terms of, and in accordance with this Article of the General Conditions.

**Article 38. - Use of Premises.**—The Contractor shall confine its equipment, apparatus, the staging

and storage of materials, the operations of its forces, and the Work to limits indicated by law, ordinances, permits, or the Contract Documents and shall not unreasonably encumber the premises with materials. The Contractor shall not load or permit any part of the Work to be loaded with weight that will endanger its safety. The Contractor shall enforce the Engineer's instructions regarding signs, advertisements, fires, and smoking.

**Article 39. - Specification Arrangement.**—The Specifications are separated into numbered and titled divisions for convenience of reference. Neither the Owner nor the Engineer assumes any responsibility for defining the limits of any subcontracts on account of the arrangement of the Specifications. Notwithstanding the appearance of such language in the various divisions of the Specifications as, “The Mechanical Contractor”, “The Electrical Contractor”, “The Roofing Contractor”, etc., the Contractor is responsible to the Owner for the entire Contract and the execution of all of the Work referred to in the Contract Documents.

**Article 40. - Valuable Material, Geological Specimens.**—If during the execution of the Work the Contractor, any Subcontractor, or any servant, employee, or agent of either should uncover any valuable material or materials such as, but not limited to, treasure, geological specimen or specimens, archival material or materials, or ore, the Contractor acknowledges that title to the foregoing is vested in the Owner. The Contractor shall notify the Owner upon discovery of any of the foregoing, shall guard it, and shall deliver it promptly to the Owner. The Contractor agrees that the Geologic and Water Resources Division of the Georgia Department of Natural Resources may inspect the Work at reasonable times consistent with the convenience of the Contractor.

**Article 41. - Definitions.**—(a) *Applicable Law.*—This Contract shall be governed by the law of Georgia.

(b) *Article Not Plenary.*—This Article is not entire, plenary, or exhaustive of all terms used in the General Conditions which require definition. There are definitions of other terms under Articles to which the terms are related.

(c) *Balanced Bid.*—Balanced Bid shall mean a Bid in which each of the unit prices and total amount bid for each of the listed items reasonably reflects the value of that item with regard to the entire Project considering the prevailing cost of labor, material and equipment in the relevant market. A Bid is unbalanced when, in the opinion of the Owner, any unit prices or total amounts Bid on any of the listed items do not reasonably reflect such actual values.

(d) *Change Order Form.*—The Change Order Form is the instrument by which adjustments in the Contract Price and Contract Time are effected pursuant to changes made in accordance with Case (a), Case (b) or Case (c) of Article 29 of the General Conditions or in accordance with Subparagraph (i) of Article 29 of the General Conditions. The Change Order Form shall be accompanied by a breakdown in the form prescribed in a specimen, which the Owner will supply to the Contractor. The Engineer shall certify to the amount of the adjustment. The Change Order Form shall be signed by the Contractor and the Owner. The breakdown is only for the purpose of enabling the Engineer and the Owner to make a judgment on the dollar amount of the adjustment in the Contract Price. No condition, term, qualification, limitation, exception, exemption,

modification, or proviso shall appear in the breakdown. The breakdown shall be in the exact form and language of the above-mentioned specimen. In the event any condition, term, qualification, limitation, exception, exemption, modification, or proviso shall appear in a breakdown, it shall be invalid.

(e) *Contract; Contract Documents.*—The terms Contract and Contract Documents include the Invitation to Bid, Instructions to Bidders, Contractor’s Bid (including all documentation accompanying the Bid and any post-Bid documentation required by the Owner prior to the Notice of Award), the Contract Agreement, Bonds, all Special Conditions, General Conditions, Supplementary Conditions, Specifications (Divisions 01 through 46, inclusive), Drawings, and Addenda, together with written amendments, Change Orders, field orders and the Engineer’s written interpretations and clarifications issued in accordance with the General Conditions on or after the date of the Contract Agreement. Shop drawing submittals reviewed in accordance with the General Conditions, geotechnical investigations and soils reports, and drawings of physical conditions in or relating to existing surface or subsurface structures at or contiguous to the site are not Contract Documents.

(f) *Contract Time.*—Contract Time shall mean the number of consecutive calendar days as provided in the Contract Agreement for substantial completion of the Project, to be computed from and including the date of the Notice to Proceed. All time limits stated in the Contract Documents or shown on the construction progress schedule are of the essence of the Contract.

(g) *Contractor.*—The Contractor shall mean the party identified in the Contract Agreement and its authorized and legal representatives.

(h) *Cross-reference and Citations of Articles and Paragraphs of the General Conditions.*—Cross-references and citations of Articles and paragraphs of the General Conditions are for the convenience of the Contractor, Engineer and the Owner, and are not intended to be plenary or exhaustive nor are they to be considered in interpreting the Contract Documents or any part of the Contract Documents.

(i) *Engineer.*—The Engineer shall mean Michael E. Clark and Associates

(j) *Furnished by Owner.*—Furnished by Owner shall mean that the Owner shall pre-purchase specific products and have them delivered to a place mutually agreed upon by the supplier, the Owner and the Contractor, at no cost to the Contractor. In connection with an item furnished by the Owner, “Install” shall mean to take delivery of the item, off-load and transport to the job site, store as necessary and install according to the Drawings and Specifications.

(k) *Install, Deliver, Furnish, Supply, Provide.*—Such words mean the work in question shall be put in place by the Contractor ready for occupancy and use, unless expressly provided to the contrary.

(l) *Liquidated Damages.*—Liquidated Damages shall mean the sum stated in the Contract Agreement which the Contractor agrees to pay for each consecutive calendar day beyond the

Contract Time required to achieve substantial completion of the Project. Liquidated Damages will end upon written notification from the Owner that the Project is ready for initiation of the Operating Test Period for the total Project.

(m) *Meaning of words and phrases.*—Unless the context or the Contract Documents taken as a whole indicate to the contrary, words used in the Contract Documents that have usual and common meanings shall be given their usual and common meanings and words having technical or trade meanings shall be given their customary meaning in the subject business, trade or profession.

(n) *Notices.*—Unless otherwise provided in the Contract Documents, written notice shall be deemed to have been duly served if delivered in person to the individual or to a member of the firm or to an officer of the corporation for whom it is intended, or if delivered or sent by certified mail to the last business address known to the party that gives notice.

(o) *Notice to Proceed.*—The Notice to Proceed is a written notice from the Owner pursuant to which the Contractor shall commence physical work on the Project site. A Notice to Proceed is a condition precedent to the execution of any Work on the site by the Contractor.

(p) *Order of Condemnation.*—An Order of Condemnation shall be in writing, shall be dated, shall be signed by the Engineer, shall be addressed to the Contractor with a copy to the Owner, and shall contain three elements as follows:

FIRST ELEMENT: Description of Work

- (1) which has been omitted or
- (2) which is unexecuted as of the date of the Order of Condemnation, the time for its incorporation into the Work under the construction progress schedule having expired, or
- (3) which has not been executed in accordance with the methods and materials designated in the Contract Documents.

SECOND ELEMENT: Citation of the provision or provisions of the Contract Documents which has or have been violated.

THIRD ELEMENT: Fixing of a reasonable time within which the Contractor shall have made good or remedied the deficiency which said time shall not be deemed to be an extension of Contract Time or deemed to be authorization for amendment to the construction progress schedule.

An Order of Condemnation may be issued for failure of the Contractor to supply enough workers or enough materials or proper materials, the Order of Condemnation in such event being based on Article 28 of the General Conditions and upon the definition of Work as set forth under Article 41(u).

(q) *Owner.*—The Owner shall mean THE MACON WATER AUTHORITY or its authorized



and legal representatives.

(r) *Products*.—Products shall mean materials or equipment permanently incorporated into the Work.

(s) *Specifications*.—The term “Specifications” shall include all written matter in the bound volume (Divisions 01 through 46, inclusive) or on the drawings and any addenda or modifications thereto.

(t) *Subcontractor*.—The term Subcontractor as employed herein includes only those having a direct contract with the Contractor. It includes one who furnishes labor and materials which are incorporated into the Work but does not include one who merely furnished materials incorporated into the Work by the labor of others.

(u) *Work; Project*.—The terms Work and Project shall mean the entire completed construction required to be furnished under the Contract Documents.

END OF SECTION

**SUPPLEMENTARY CONDITIONS****GENERAL** (Example, if any conditions exist)

The provisions in these Supplementary Conditions shall govern in the event of any conflict between the General Conditions and the provisions herein.

**Policy “A”.** ~~Compaction Tests and Shop Drawing Submittals~~

~~Please contact Mr. Joel Herndon, the Macon Water Authority’s (the “Owner’s”) Chief Inspector, at 478.464.5639 before commencing the construction activity. Compaction tests, where required, shall be performed in accordance with Macon Water Authority’s policy. The Contractor and the soil testing laboratory shall contact Mr. Herndon before the testing. The location at which the tests are performed will be decided by our inspection crew. The test report shall be submitted to the Engineering Division before the Owner can accept the Project for operation and maintenance. The Contractor shall submit five (5) copies of the shop drawings (ductile iron pipe, gate valve, valve box, ductile iron fittings, fire hydrant, manholes, manhole frames and covers, gravity sewer pipe, support structures, appurtenances, etc.) before installation. The Contractor will not be permitted to install materials and appurtenances until all the shop drawings are approved. The Contractor shall submit two copies of as-built drawings after the completion of construction but before the Project is accepted for operation and maintenance. The as-built drawings shall include the following for water/sewer portion of the Project: location of water main, valves, fire hydrants, fittings, water services to each lot, location of sewer mains, manholes (including rim and invert elevations), distance and angle between manholes, distance and length of each lateral from manholes, location of water main, gate valves, fire hydrants and fittings, width of easements and any other pertinent information.~~

Note: See Section 01720 for additional requirements.

**Policy “B”.** ~~Televising: NOT USED~~

**Policy “C”.** ~~As-Built: Produce and submit “AS BUILT” survey of the generator, electrical lines to and from transfer switch, and any other underground utilities that were encountered during the installation. As-Built drawings shall be prepared by a licensed Professional Engineer or Georgia Registered Land Surveyor, as appropriate for the project, and shall be submitted before the project is accepted by the Owner for operation and maintenance and before any project plat is signed.~~

The As-Built drawings shall be submitted in either the (.dxf) or the (.dwg) version DWG 2010 or later on a USB Flash Drive, along with two (2) sets of plans in the same format as shown on the drive. The As-Built drawings shall be submitted on a (24” x 36”) sheet. The vertical and horizontal accuracy of the as-builts shall be within 0.1-foot accuracy.

~~All relative information such as right of way, property corners, state plane monuments, etc. shall be located and tied to Georgia State Plane Coordinates.~~

**Policy “D” – Payment Estimate Form** – The Contractor shall generate an EXCEL spreadsheet

listing all items in the Proposal and columns for quantities this period, total this period, total quantities to date, and total amount to date for a detail backup for the attached pay estimate summary sheet.

- **Project Milestone & Scheduling-** It is the desire of the Owner to complete this Project within the Contract Time allocated in the Contract Documents.

**MWA PAY ESTIMATE FORM – ON NEXT PAGE**

END OF SECTION



# PAY ESTIMATE

## Summary Sheet

### **Macon Water Authority**

790 Second Street P.O. Box 108  
Macon GA 31202  
Phone: (478) 464-5600  
Fax: (478) 738-3864

Project Name: \_\_\_\_\_

Project Number: \_\_\_\_\_

Pay Estimate Number: \_\_\_\_\_ Partial: \_\_\_\_\_

Final: \_\_\_\_\_

Pay Period: \_\_\_\_\_

Original Contract Amount: \$ \_\_\_\_\_

Total Change Orders to Date: \_\_\_\_\_

Current Contract Amount: \$ \_\_\_\_\_

Original contract Work Performed to Date: \_\_\_\_\_

Change Order Work Performed to Date: \_\_\_\_\_

Materials Stored on Job Site: \_\_\_\_\_

Subtotal: \_\_\_\_\_

Less (5 %) Previous Retainage: \_\_\_\_\_

Subtotal: \_\_\_\_\_

Less Previous Payments: \_\_\_\_\_

Current Invoice Amount: \_\_\_\_\_

Less (5 %) Current Retainage: \_\_\_\_\_

Balance Due This Payment: \_\_\_\_\_

According to the best of my knowledge and belief, all items and amounts shown on the face of this Pay Estimate are correct; that all Work has been performed or materials supplied, or both, in full accordance with the requirements of the Contract Documents, or duly authorized deviations or additions thereto; that the foregoing is a true and correct statement of the Contract Price account up to and including the last day of the period covered by this Pay Estimate; that none of the "Balance Due This Payment" has been received, and that the undersigned and its Subcontractors have complied with all the labor provisions of the Contract Documents.

The Contractor further certifies that on those items of Work not disputed that all payables, materials, bills, and other indebtedness connected with the Work have been paid (less retention equal to that being retained by the Owner) for Work covered by previous payments. Quantities on request for partial payment are estimated only. Final quantities are by a final survey and "as built" drawings by Contractor.

\_\_\_\_\_  
(Contractor's Name-PRINT)

By: \_\_\_\_\_  
(Signature of Authorized Representative)

Date: \_\_\_\_\_

Title: \_\_\_\_\_

By: \_\_\_\_\_  
MWA-Inspector

By: \_\_\_\_\_  
Project Engineer

Date: \_\_\_\_\_

Date: \_\_\_\_\_

## SECTION 011000 - SUMMARY

### PART 1 - GENERAL

#### 1.1 RELATED DOCUMENTS

- A. Drawings and general provisions of the Contract, including General and Supplementary Conditions and other Division 01 Specification Sections, apply to this Section.

#### 1.2 SUMMARY

- A. Section Includes:

- 1. Project information.
- 2. Work covered by Contract Documents.
- 3. Access to site.
- 4. Work restrictions.

- B. Related Requirements:

- 1. Section 015000 "Temporary Facilities and Controls" for limitations and procedures governing temporary use of Owner's facilities.

#### 1.3 PROJECT INFORMATION

- A. Project Identification: Replace Roof, 1948 Warehouse Roof Area 5.

- 1. Project Location: 951 5<sup>th</sup> Street, Macon, Georgia 31201.

- B. Owner: Macon Water Authority, 790 Second Street, Macon, Georgia 31201.

- 1. Owner's Representative: Mr. Michel Wanna; Assistant Executive Director & VP, Field and Plant Operations.

- C. Architect: Michael E. Clark & Associates: 478-471-6661.

#### 1.4 WORK COVERED BY CONTRACT DOCUMENTS

- A. The Work of Project is defined by the Contract Documents and includes, but is not limited to, the following:

- 1. Replace the existing roofing system with a new fully adhered 60-mil PVC membrane roof system with ½" thick cover board over a mechanically attached 1/8" per foot tapered insulation system and 1" polyisocyanurate base to the metal deck.

- B. Type of Contract:

1. Project will be constructed under a single prime contract.

#### 1.5 ACCESS TO SITE

- A. General: Contractor shall have partial use of Project site for construction operations during construction period.
- B. Condition of Existing Building: Maintain portions of existing building affected by construction operations in a weathertight condition throughout construction period. Repair damage caused by construction operations.
- C. Condition of Existing Grounds: Maintain portions of existing grounds, landscaping, and hardscaping affected by construction operations throughout construction period. Repair damage caused by construction operations.

#### 1.6 WORK RESTRICTIONS

- A. Work Restrictions, General: Comply with restrictions on construction operations.
  1. Comply with limitations on use of public streets and other requirements of authorities having jurisdiction.
- B. On-Site Work Hours: Limit work to between 7:30 a.m. to 5:00 p.m., Monday through Friday, unless otherwise indicated.
- C. Existing Utility Interruptions: Do not interrupt utilities serving facilities occupied by Owner.
- D. Noise, Vibration, Dust, and Odors: Coordinate operations that may result in high levels of noise and vibration, dust, odors, or other disruption to Owner occupancy with Owner.
  1. Notify Owner not less than two days in advance of proposed disruptive operations.
  2. Obtain Owner's written permission before proceeding with disruptive operations.
- E. Smoking and Controlled Substance Restrictions: Use of tobacco products and other controlled substances within the existing building and on Project site is not permitted.
- F. Employee Identification: Provide identification tags for Contractor personnel working on Project site. Require personnel to use identification tags at all times.
- G. Employee Screening: Comply with Owner's requirements for drug and background screening of Contractor personnel working on Project site.
  1. Maintain list of approved screened personnel with Owner's representative.

PART 2 - PRODUCTS (Not Used)

PART 3 - EXECUTION (Not Used)

END OF SECTION 011000

## SECTION 012100 - ALLOWANCES

### PART 1 - GENERAL

#### 1.1 RELATED DOCUMENTS

- A. Drawings and general provisions of the Contract, including General and Supplementary Conditions and other Division 01 Specification Sections, apply to this Section.

#### 1.2 SUMMARY

- A. Section includes administrative and procedural requirements governing allowances.
- B. Types of allowances include the following:
  - 1. Metal Deck Repair/replacement.
- C. Related Requirements:
  - 1. Section 012200 "Unit Prices" for procedures for using unit prices, including adjustment of quantity allowances when applicable.

#### 1.3 DEFINITIONS

- A. A Quantity Allowance is an estimated quantity of work established in lieu of a definitive known quantity of work. Allowances shall be included in The Bid, unless otherwise indicated or specified.

#### 1.4 INFORMATIONAL SUBMITTALS

- A. Submit invoices or delivery slips to show actual quantities of materials delivered to the site for use in fulfillment of each allowance.
- B. Coordinate and process submittals for allowance items in same manner as for other portions of the Work.

#### 1.5 QUANTITY ALLOWANCES

- A. Allowance shall include cost to Contractor of specific products and materials ordered by Owner or selected by Architect under allowance and shall include taxes, freight, and delivery to Project site.
- B. Unless otherwise indicated, Contractor's costs for receiving and handling at Project site, labor, installation, overhead and profit, and similar costs related to products and materials ordered by Owner or selected by Architect under allowance shall be included as part of that allowance.



1.6 ADJUSTMENT OF ALLOWANCES

- A. Allowance Adjustment: To adjust allowance amounts, prepare a Change Order proposal based on the difference between the specified allowance amount and the final measurement of work-in-place.
  - 1. Owner reserves the right to establish the quantity of work-in-place by independent quantity survey, measure, or count.

PART 2 - PRODUCTS (Not Used)

PART 3 - EXECUTION

3.1 EXAMINATION

- A. Examine products covered by an allowance promptly on delivery for damage or defects. Return damaged or defective products to manufacturer for replacement.

3.2 PREPARATION

- A. Coordinate materials and their installation for each allowance with related materials and installations to ensure that each allowance item is completely integrated and interfaced with related work.

3.3 SCHEDULE OF ALLOWANCES

- A. Allowance No. 1: Quantity Allowance: Include the repair/replacement of 1,600 square feet of structurally deteriorated metal deck as specified in Section 070150.19 "Preparation for Reroofing."
  - 1. Coordinate quantity allowance adjustment with unit-price requirements in Section 012200 "Unit Prices."

END OF SECTION 012100

## SECTION 012200 - UNIT PRICES

### PART 1 - GENERAL

#### 1.1 RELATED DOCUMENTS

- A. Drawings and general provisions of the Contract, including General and Supplementary Conditions and other Division 01 Specification Sections, apply to this Section.

#### 1.2 SUMMARY

- A. Section includes administrative and procedural requirements for unit prices.
- B. Related Requirements:
  - 1. Section 012100 "Allowances" for procedures for using unit prices to adjust quantity allowances.

#### 1.3 DEFINITIONS

- A. Unit price is an amount incorporated into the Agreement, applicable during the duration of the Work as a price per unit of measurement for materials, equipment, or services, or a portion of the Work, added to or deducted from the Contract Sum by appropriate modification, if the scope of Work or estimated quantities of Work required by the Contract Documents are increased or decreased.

#### 1.4 PROCEDURES

- A. Unit prices include all necessary material, plus cost for delivery, installation, insurance, applicable taxes, overhead, and profit.
- B. Measurement and Payment: See individual Specification Sections for work that requires establishment of unit prices. Methods of measurement and payment for unit prices are specified in those Sections.
- C. Owner reserves the right to reject Contractor's measurement of work-in-place that involves use of established unit prices and to have this work measured, at Owner's expense, by an independent surveyor acceptable to Contractor.
- D. List of Unit Prices: A schedule of unit prices is included in Part 3. Specification Sections referenced in the Part 3 "Schedule of Unit Prices" Article contain requirements for materials described under each unit price.

PART 2 - PRODUCTS (Not Used)

PART 3 - EXECUTION

3.1 SCHEDULE OF UNIT PRICES

A. Unit Price No. 1: Repair/replace structurally deteriorated metal deck.

1. Description: Structurally unsatisfactory metal deck, disposal, and replacement with new as specified in Section 070150.19 "Preparation for Reroofing".
2. Unit of Measurement: Square feet.
3. Quantity Allowance: Coordinate unit price with allowance adjustment requirements in Section 012100 "Allowances."

END OF SECTION 012200

## SECTION 012300 - ALTERNATES

## 1.1 RELATED DOCUMENTS

- A. Drawings and general provisions of the Contract, including General and Supplementary Conditions and other Division 01 Specification Sections, apply to this Section.

## 1.2 SUMMARY

- A. Section includes administrative and procedural requirements for alternates.

## 1.3 DEFINITIONS

- A. Alternate: An amount proposed by bidders and stated on the Bid Form for certain work defined in the bidding requirements that may be added to or deducted from the base bid amount if the Owner decides to accept a corresponding change either in the amount of construction to be completed or in the products, materials, equipment, systems, or installation methods described in the Contract Documents.
  - 1. Alternates described in this Section are part of the Work only if enumerated in the Agreement.
  - 2. The cost or credit for each alternate is the net addition to or deduction from the Contract Sum to incorporate alternates into the Work. No other adjustments are made to the Contract Sum.

## 1.4 PROCEDURES

- A. Coordination: Revise or adjust affected adjacent work as necessary to completely integrate work of the alternate into Project.
  - 1. Include, as part of each alternate, miscellaneous devices, accessory objects, and similar items incidental to or required for a complete installation, whether or not indicated as part of alternate.
- B. Execute accepted alternates under the same conditions as other Work of the Contract.
- C. Schedule: A Part 3 "Schedule of Alternates" Article is included at the end of this Section. Specification Sections referenced in schedule contain requirements for materials necessary to achieve the work described under each alternate.

PART 2 - PRODUCTS (Not Used)

PART 3 - EXECUTION

3.1 SCHEDULE OF ALTERNATES

- A. Alternate No. 1: Remove Existing Clerestory Windows and Install New Wood Stud Wall with New Metal Panels.
  - 1. Base Bid: Replace Roof as indicated on Drawing X-1 thru R-4 and as specified in all Specification Sections.
  - 2. Alternate: Remove existing windows, install new wood stud wall with plywood sheathing, and install metal R-panel as indicated on Drawing Sheet R-4, Detail 4 and as specified in Section 074213 "Metal Wall Panels." Include repair of moisture damaged stud wall and sheathing at existing metal wall panel system on Area 2.

END OF SECTION 012300

## SECTION 013200 - CONSTRUCTION PROGRESS DOCUMENTATION

## PART 1 - GENERAL

## 1.1 RELATED DOCUMENTS

- A. Drawings and general provisions of the Contract, including General and Supplementary Conditions and other Division 01 Specification Sections, apply to this Section.

## 1.2 SUMMARY

- A. Section includes administrative and procedural requirements for documenting the progress of construction during performance of the Work, including the following:
  - 1. Contractor's Construction Schedule.
  - 2. Construction schedule updating reports.
  - 3. Daily construction reports.
  - 4. Material location reports.
  - 5. Site condition reports.
  - 6. Unusual event reports.

## 1.3 DEFINITIONS

- A. Activity: A discrete part of a project that can be identified for planning, scheduling, monitoring, and controlling the construction Project. Activities included in a construction schedule consume time and resources.
  - 1. Critical Activity: An activity on the critical path that must start and finish on the planned early start and finish times.
  - 2. Predecessor Activity: An activity that precedes another activity in the network.
  - 3. Successor Activity: An activity that follows another activity in the network.
- B. Cost Loading: The allocation of the schedule of values for completing an activity as scheduled. The sum of costs for all activities must equal the total Contract Sum.
- C. Resource Loading: The allocation of manpower and equipment necessary for completing an activity as scheduled.

## 1.4 INFORMATIONAL SUBMITTALS

- A. Format for Submittals: Submit required submittals in the following format:
  - 1. Working electronic copy of schedule file.
  - 2. PDF file.
  - 3. Two paper copies, of sufficient size to display entire period or schedule, as required.

- B. Contractor's Construction Schedule: Initial schedule, of size required to display entire schedule for entire construction period.
  - 1. Submit a working digital copy of schedule, using software indicated, and labeled to comply with requirements for submittals.
- C. Construction Schedule Updating Reports: Submit with Applications for Payment.
- D. Daily Construction Reports: Submit at weekly intervals.
- E. Material Location Reports: Submit at weekly intervals.
- F. Site Condition Reports: Submit at time of discovery of differing conditions.
- G. Unusual Event Reports: Submit at time of unusual event.

#### 1.5 COORDINATION

- A. Coordinate Contractor's Construction Schedule with the schedule of values, list of subcontractors, submittal schedule, progress reports, payment requests, and other required schedules and reports.
  - 1. Secure time commitments for performing critical elements of the Work from entities involved.
  - 2. Coordinate each construction activity in the network with other activities, and schedule them in proper sequence.

#### 1.6 CONTRACTOR'S CONSTRUCTION SCHEDULE, GENERAL

- A. Computer Scheduling Software: Prepare schedules using current version of a program that has been developed specifically to manage construction schedules.
- B. Time Frame: Extend schedule from date established for the Notice of Award to date of Final Completion.
  - 1. Contract completion date shall not be changed by submission of a schedule that shows an early completion date, unless specifically authorized by Change Order.
- C. Activities: Treat each floor or separate area as a separate numbered activity for each main element of the Work. Comply with the following:
  - 1. Submittal Review Time: Include review and resubmittal times indicated in Section 013300 "Submittal Procedures" in schedule. Coordinate submittal review times in Contractor's Construction Schedule with submittal schedule.
  - 2. Substantial Completion: Indicate completion in advance of date established for Substantial Completion, and allow time for Architect's administrative procedures necessary for certification of Substantial Completion.
  - 3. Punch List and Final Completion: Include not more than 7 days for completion of punch list items and Final Completion.

- D. Constraints: Include constraints and work restrictions indicated in the Contract Documents and as follows in schedule, and show how the sequence of the Work is affected.
1. Products Ordered in Advance: Include a separate activity for each product.
  2. Work Restrictions: Show the effect of the following items on the schedule:
    - a. Coordination with existing construction.
    - b. Limitations of continued occupancies.
    - c. Uninterruptible services.
    - d. Use-of-premises restrictions.
    - e. Seasonal variations.
    - f. Environmental control.
  3. Work Stages: Indicate important stages of construction for each major portion of the Work, including, but not limited to, the following:
    - a. Subcontract awards.
    - b. Submittals.
    - c. Purchases.
    - d. Fabrication.
    - e. Deliveries.
    - f. Installation.
    - g. Inspections.
- E. Milestones: Include milestones indicated in the Contract Documents in schedule, including, but not limited to, the Notice to Proceed, Substantial Completion, and Final Completion.
- F. Upcoming Work Summary: Prepare summary report indicating activities scheduled to occur or commence prior to submittal of next schedule update. Summarize the following issues:
1. Unresolved issues.
  2. Unanswered Requests for Information.
  3. Rejected or unreturned submittals.
  4. Notations on returned submittals.
  5. Pending modifications affecting the Work and the Contract Time.
- G. Contractor's Construction Schedule Updating: At monthly intervals, update schedule to reflect actual construction progress and activities. Issue schedule one week before each regularly scheduled progress meeting.
1. Revise schedule immediately after each meeting or other activity where revisions have been recognized or made. Issue updated schedule concurrently with the report of each such meeting.
  2. Include a report with updated schedule that indicates every change, including, but not limited to, changes in logic, durations, actual starts and finishes, and activity durations.
  3. As the Work progresses, indicate Final Completion percentage for each activity.
- H. Recovery Schedule: When periodic update indicates the Work is 14 or more calendar days behind the current approved schedule, submit a separate recovery schedule indicating means by which Contractor intends to regain compliance with the schedule. Indicate changes to working



hours, working days, crew sizes, equipment required to achieve compliance, and date by which recovery will be accomplished.

- I. Distribution: Distribute copies of approved schedule to Architect, Owner, separate contractors, testing and inspecting agencies, and other parties identified by Contractor with a need-to-know schedule responsibility.
  1. Post copies in Project meeting rooms and temporary field offices.
  2. When revisions are made, distribute updated schedules to the same parties and post in the same locations. Delete parties from distribution when they have completed their assigned portion of the Work and are no longer involved in performance of construction activities.

## 1.7 GANTT-CHART SCHEDULE REQUIREMENTS

- A. Gantt-Chart Schedule: Submit a comprehensive, fully developed, horizontal, Gantt-chart-type, Contractor's Construction Schedule within 30 days of date established for the Notice of Award.
- B. Preparation: Indicate each significant construction activity separately. Identify first workday of each week with a continuous vertical line.
  1. For construction activities that require three months or longer to complete, indicate an estimated completion percentage in 10 percent increments within time bar.

## 1.8 REPORTS

- A. Daily Construction Reports: Prepare a daily construction report recording the following information concerning events at Project site:
  1. List of subcontractors at Project site.
  2. Approximate count of personnel at Project site.
  3. Equipment at Project site.
  4. Material deliveries.
  5. High and low temperatures and general weather conditions, including presence of rain or snow.
  6. Testing and inspection.
  7. Accidents.
  8. Meetings and significant decisions.
  9. Unusual events.
  10. Allowance usage with photo documentation with measurements.
  11. Stoppages, delays, shortages, and losses.
  12. Emergency procedures.
  13. Change Orders received and implemented.
  14. Construction Work Change Directives received and implemented.
  15. Substantial Completions authorized.
- B. Material Location Reports: At weekly intervals, prepare and submit a comprehensive list of materials delivered to and stored at Project site. List shall be cumulative, showing materials previously reported plus items recently delivered. Include with list a statement of progress on

and delivery dates for materials or items of equipment fabricated or stored away from Project site. Indicate the following categories for stored materials:

1. Material stored prior to previous report and remaining in storage.
  2. Material stored prior to previous report and since removed from storage and installed.
  3. Material stored following previous report and remaining in storage.
- C. Site Condition Reports: Immediately on discovery of a difference between site conditions and the Contract Documents, prepare and submit a detailed report. Submit with a Request for Information. Include a detailed description of the differing conditions, together with recommendations for changing the Contract Documents.
- D. Unusual Event Reports: When an event of an unusual and significant nature occurs at Project site, whether or not related directly to the Work, prepare and submit a special report. List chain of events, persons participating, responses by Contractor's personnel, evaluation of results or effects, and similar pertinent information. Advise Owner in advance when these events are known or predictable.
1. Submit unusual event reports directly to Owner within one day of an occurrence. Distribute copies of report to parties affected by the occurrence.

PART 2 - PRODUCTS (Not Used)

PART 3 - EXECUTION (Not Used)

END OF SECTION 013200

## SECTION 013300 - SUBMITTAL PROCEDURES

### PART 1 - GENERAL

#### 1.1 RELATED DOCUMENTS

- A. Drawings and general provisions of the Contract, including General and Supplementary Conditions and other Division 01 Specification Sections, apply to this Section.

#### 1.2 SUMMARY

- A. Section Includes:
  - 1. Submittal schedule requirements.
  - 2. Administrative and procedural requirements for submittals.
- B. Related Requirements:
  - 1. Section 013200 "Construction Progress Documentation" for submitting schedules and reports, including Contractor's construction schedule.
  - 2. Section 017700 "Closeout Procedures" for submitting closeout submittals and maintenance material submittals.
  - 3. Section 017839 "Project Record Documents" for submitting record Drawings, record Specifications, and record Product Data.

#### 1.3 DEFINITIONS

- A. Action Submittals: Written and graphic information and physical samples that require Architect's responsive action. Action submittals are those submittals indicated in individual Specification Sections as "action submittals."
- B. Informational Submittals: Written and graphic information and physical samples that do not require Architect's responsive action. Submittals may be rejected for not complying with requirements. Informational submittals are those submittals indicated in individual Specification Sections as "informational submittals."

#### 1.4 SUBMITTAL SCHEDULE

- A. Submittal Schedule: Submit, as an action submittal, a list of submittals, arranged in chronological order by dates required by construction schedule. Include time required for review, ordering, manufacturing, fabrication, and delivery when establishing dates. Include additional time required for making corrections or revisions to submittals noted by Architect and additional time for handling and reviewing submittals required by those corrections.
  - 1. Coordinate submittal schedule with list of subcontracts, the schedule of values, and Contractor's construction schedule.

2. Initial Submittal: Submit concurrently with startup construction schedule. Include submittals required during the first 60 days of construction. List those submittals required to maintain orderly progress of the Work and those required early because of long lead time for manufacture or fabrication.
3. Final Submittal: Submit concurrently with the first complete submittal of Contractor's construction schedule.
  - a. Submit revised submittal schedule to reflect changes in current status and timing for submittals.
4. Format: Arrange the following information in a tabular format:
  - a. Scheduled date for first submittal.
  - b. Specification Section number and title.
  - c. Submittal Category: Action; informational.
  - d. Name of subcontractor.
  - e. Description of the Work covered.
  - f. Scheduled date for Architect's final release or approval.
  - g. Scheduled dates for purchasing.
  - h. Scheduled dates for installation.
  - i. Activity or event number.

#### 1.5 SUBMITTAL FORMATS

##### A. Submittal Information: Include the following information in each submittal:

1. Project name.
2. Date.
3. Name of Architect.
4. Name of Contractor.
5. Name of firm or entity that prepared submittal.
6. Names of subcontractor, manufacturer, and supplier.
7. Unique submittal number, including revision identifier. Include Specification Section number with sequential alphanumeric identifier; and alphanumeric suffix for resubmittals.
8. Category and type of submittal.
9. Submittal purpose and description.
10. Number and title of Specification Section, with paragraph number and generic name for each of multiple items.
11. Drawing number and detail references, as appropriate.
12. Indication of full or partial submittal.
13. Location(s) where product is to be installed, as appropriate.
14. Other necessary identification.
15. Remarks.
16. Signature of transmitter.

##### B. Options: Identify options requiring selection by Architect.

##### C. Deviations and Additional Information: On each submittal, clearly indicate deviations from requirements in the Contract Documents, including minor variations and limitations; include

relevant additional information and revisions, other than those requested by Architect on previous submittals. Indicate by highlighting on each submittal or noting on attached separate sheet.

D. Paper Submittals:

1. Place a permanent label or title block on each submittal item for identification; include name of firm or entity that prepared submittal.
2. Provide a space approximately 6 by 8 inches on label or beside title block to record Contractor's review and approval markings and action taken by Architect.
3. Action Submittals: Submit 4 paper copies of each submittal unless otherwise indicated. Architect will return two copies.
4. Informational Submittals: Submit three paper copies of each submittal unless otherwise indicated. Architect will not return copies.
5. Additional Copies: Unless additional copies are required for final submittal, and unless Architect observes noncompliance with provisions in the Contract Documents, initial submittal may serve as final submittal.
6. Transmittal for Submittals: Assemble each submittal individually and appropriately for transmittal and handling. Transmit each submittal transmittal form.

E. PDF Submittals: Prepare submittals as PDF package, incorporating complete information into each PDF file. Name PDF file with submittal number.

F. Submittals for Web-Based Project Software: Prepare submittals as PDF files, or other format indicated by Project software website.

## 1.6 SUBMITTAL PROCEDURES

A. Prepare and submit submittals required by individual Specification Sections. Types of submittals are indicated in individual Specification Sections.

1. Email: Prepare submittals as PDF package and transmit to Architect by sending via email. Include PDF transmittal form. Include information in email subject line as requested by Architect.
  - a. Architect will return annotated file. Annotate and retain one copy of the file as a digital Project Record Document file.
2. Paper: Prepare submittals in paper form as outlined above and deliver to Architect.

B. Coordination: Coordinate preparation and processing of submittals with performance of construction activities.

1. Coordinate each submittal with purchasing, delivery, other submittals, and related activities that require sequential activity.
2. Submit all submittal items required for each Specification Section concurrently unless partial submittals for portions of the Work are indicated on approved submittal schedule.
3. Submit action submittals and informational submittals required by the same Specification Section as separate packages under separate transmittals.

4. Coordinate transmittal of submittals for related parts of the Work specified in different Sections so processing will not be delayed because of need to review submittals concurrently for coordination.
  - a. Architect reserves the right to withhold action on a submittal requiring coordination with other submittals until related submittals are received.
- C. Processing Time: Allow time for submittal review, including time for resubmittals, as follows. Time for review shall commence on Architect's receipt of submittal. No extension of the Contract Time will be authorized because of failure to transmit submittals enough in advance of the Work to permit processing, including resubmittals.
  1. Initial Review: Allow 15 days for initial review of each submittal. Allow additional time if coordination with subsequent submittals is required. Architect will advise Contractor when a submittal being processed must be delayed for coordination.
  2. Intermediate Review: If intermediate submittal is necessary, process it in same manner as initial submittal.
  3. Resubmittal Review: Allow 15 days for review of each resubmittal.
  4. Sequential Review: Where sequential review of submittals by Architect's consultants, Owner, or other parties is indicated, allow 21 days for initial review of each submittal.
- D. Resubmittals: Make resubmittals in same form and number of copies as initial submittal.
  1. Note date and content of previous submittal.
  2. Note date and content of revision in label or title block and clearly indicate extent of revision.
  3. Resubmit submittals until they are marked with approval notation from Architect's action stamp.
- E. Distribution: Furnish copies of final submittals to manufacturers, subcontractors, suppliers, fabricators, installers, authorities having jurisdiction, and others as necessary for performance of construction activities. Show distribution on transmittal forms.
- F. Use for Construction: Retain complete copies of submittals on Project site. Use only final action submittals that are marked with approval notation from Architect's action stamp.

## 1.7 SUBMITTAL REQUIREMENTS

- A. Product Data: Collect information into a single submittal for each element of construction and type of product or equipment.
  1. If information must be specially prepared for submittal because standard published data are unsuitable for use, submit as Shop Drawings, not as Product Data.
  2. Mark each copy of each submittal to show which products and options are applicable.
  3. Include the following information, as applicable:
    - a. Manufacturer's catalog cuts.
    - b. Manufacturer's product specifications.
    - c. Standard color charts.
    - d. Statement of compliance with specified referenced standards.

- e. Testing by recognized testing agency.
    - f. Application of testing agency labels and seals.
    - g. Notation of coordination requirements.
    - h. Availability and delivery time information.
  4. Submit Product Data before Shop Drawings, and before or concurrent with Samples.
- B. Shop Drawings: Prepare Project-specific information, drawn accurately to scale. Do not base Shop Drawings on reproductions of the Contract Documents or standard printed data.
  1. Preparation: Fully illustrate requirements in the Contract Documents. Include the following information, as applicable:
    - a. Identification of products.
    - b. Schedules.
    - c. Compliance with specified standards.
    - d. Notation of coordination requirements.
    - e. Notation of dimensions established by field measurement.
    - f. Relationship and attachment to adjoining construction clearly indicated.
    - g. Seal and signature of professional engineer if specified.
  2. Paper Sheet Size: Except for templates, patterns, and similar full-size Drawings, submit Shop Drawings on sheets at least 8-1/2 by 11 inches, but no larger than 30 by 42 inches.
    - a. Two opaque (bond) copies of each submittal. Architect will return one copy.
    - b. Three opaque copies of each submittal. Architect will retain two copies; remainder will be returned.
- C. Product Schedule: As required in individual Specification Sections, prepare a written summary indicating types of products required for the Work and their intended location. Include the following information in tabular form:
  1. Type of product. Include unique identifier for each product indicated in the Contract Documents or assigned by Contractor if none is indicated.
  2. Manufacturer and product name, and model number if applicable.
  3. Number and name of room or space.
  4. Location within room or space.
- D. Qualification Data: Prepare written information that demonstrates capabilities and experience of firm or person. Include lists of completed projects with project names and addresses, contact information of architects and owners, and other information specified.
- E. Design Data: Prepare and submit written and graphic information indicating compliance with indicated performance and design criteria in individual Specification Sections. Include list of assumptions and summary of loads. Include load diagrams if applicable. Provide name and version of software, if any, used for calculations. Number each page of submittal.
- F. Certificates:
  1. Certificates and Certifications Submittals: Submit a statement that includes signature of entity responsible for preparing certification. Certificates and certifications shall be

signed by an officer or other individual authorized to sign documents on behalf of that entity. Provide a notarized signature where indicated.

2. Installer Certificates: Submit written statements on manufacturer's letterhead certifying that Installer complies with requirements in the Contract Documents and, where required, is authorized by manufacturer for this specific Project.
3. Manufacturer Certificates: Submit written statements on manufacturer's letterhead certifying that manufacturer complies with requirements in the Contract Documents. Include evidence of manufacturing experience where required.
4. Material Certificates: Submit written statements on manufacturer's letterhead certifying that material complies with requirements in the Contract Documents.
5. Product Certificates: Submit written statements on manufacturer's letterhead certifying that product complies with requirements in the Contract Documents.

G. Test and Research Reports:

1. Compatibility Test Reports: Submit reports written by a qualified testing agency, on testing agency's standard form, indicating and interpreting results of compatibility tests performed before installation of product. Include written recommendations for primers and substrate preparation needed for adhesion.
2. Field Test Reports: Submit written reports indicating and interpreting results of field tests performed either during installation of product or after product is installed in its final location, for compliance with requirements in the Contract Documents.
3. Material Test Reports: Submit reports written by a qualified testing agency, on testing agency's standard form, indicating and interpreting test results of material for compliance with requirements in the Contract Documents.
4. Preconstruction Test Reports: Submit reports written by a qualified testing agency, on testing agency's standard form, indicating and interpreting results of tests performed before installation of product, for compliance with performance requirements in the Contract Documents.
5. Product Test Reports: Submit written reports indicating that current product produced by manufacturer complies with requirements in the Contract Documents. Base reports on evaluation of tests performed by manufacturer and witnessed by a qualified testing agency, or on comprehensive tests performed by a qualified testing agency.

## 1.8 CONTRACTOR'S REVIEW

- A. Action Submittals and Informational Submittals: Review each submittal and check for coordination with other Work of the Contract and for compliance with the Contract Documents. Note corrections and field dimensions. Mark with approval stamp before submitting to Architect.
- B. Contractor's Approval: Indicate Contractor's approval for each submittal with a uniform approval stamp. Include name of reviewer, date of Contractor's approval, and statement certifying that submittal has been reviewed, checked, and approved for compliance with the Contract Documents.
  1. Architect will not review submittals received from Contractor that do not have Contractor's review and approval.



1.9 ARCHITECT'S REVIEW

- A. Action Submittals: Architect will review each submittal, indicate corrections or revisions required, and return it.
  - 1. Paper Submittals: Architect will stamp each submittal with an action stamp and will mark stamp appropriately to indicate action.
- B. Informational Submittals: Architect will review each submittal, or will return it if it does not comply with requirements. Architect will forward each submittal to appropriate party.
- C. Partial submittals prepared for a portion of the Work will be reviewed when use of partial submittals has received prior approval from Architect.
- D. Incomplete submittals are unacceptable, will be considered nonresponsive, and will be returned for resubmittal without review.
- E. Architect will return without review submittals received from sources other than Contractor.
- F. Submittals not required by the Contract Documents will be returned by Architect without action.

PART 2 - PRODUCTS (Not Used)

PART 3 - EXECUTION (Not Used)

END OF SECTION 013300

## SECTION 014200 - REFERENCES

## PART 1 - GENERAL

## 1.1 RELATED DOCUMENTS

- A. Drawings and general provisions of the Contract, including General and Supplementary Conditions and other Division 01 Specification Sections, apply to this Section.

## 1.2 DEFINITIONS

- A. General: Basic Contract definitions are included in the Conditions of the Contract.
- B. "Approved": When used to convey Architect's action on Contractor's submittals, applications, and requests, "approved" is limited to Architect's duties and responsibilities as stated in the Conditions of the Contract.
- C. "Directed": A command or instruction by Architect. Other terms including "requested," "authorized," "selected," "required," and "permitted" have the same meaning as "directed."
- D. "Indicated": Requirements expressed by graphic representations or in written form on Drawings, in Specifications, and in other Contract Documents. Other terms including "shown," "noted," "scheduled," and "specified" have the same meaning as "indicated."
- E. "Regulations": Laws, ordinances, statutes, and lawful orders issued by authorities having jurisdiction, and rules, conventions, and agreements within the construction industry that control performance of the Work.
- F. "Furnish": Supply and deliver to Project site, ready for unloading, unpacking, assembly, installation, and similar operations.
- G. "Install": Unload, temporarily store, unpack, assemble, erect, place, anchor, apply, work to dimension, finish, cure, protect, clean, and similar operations at Project site.
- H. "Provide": Furnish and install, complete and ready for the intended use.
- I. "Project Site": Space available for performing construction activities. The extent of Project site is shown on Drawings and may or may not be identical with the description of the land on which Project is to be built.

## 1.3 INDUSTRY STANDARDS

- A. Applicability of Standards: Unless the Contract Documents include more stringent requirements, applicable construction industry standards have the same force and effect as if bound or copied directly into the Contract Documents to the extent referenced. Such standards are made a part of the Contract Documents by reference.

- B. Publication Dates: Comply with standards in effect as of date of the Contract Documents unless otherwise indicated.
- C. Copies of Standards: Each entity engaged in construction on Project should be familiar with industry standards applicable to its construction activity. Copies of applicable standards are not bound with the Contract Documents.
  - 1. Where copies of standards are needed to perform a required construction activity, obtain copies directly from publication source.

#### 1.4 ABBREVIATIONS AND ACRONYMS

- A. Industry Organizations: Where abbreviations and acronyms are used in Specifications or other Contract Documents, they shall mean the recognized name of the entities indicated in Gale's "Encyclopedia of Associations: National Organizations of the U.S." or in Columbia Books' "National Trade & Professional Associations of the United States."
- B. Industry Organizations: Where abbreviations and acronyms are used in Specifications or other Contract Documents, they shall mean the recognized name of the entities in the following list. [Abbreviations and acronyms not included in this list shall mean the recognized name of the entities indicated in Gale's "Encyclopedia of Associations: National Organizations of the U.S." or in Columbia Books' "National Trade & Professional Associations of the United States." ]The information in this list is subject to change and is believed to be accurate as of the date of the Contract Documents.
  - 1. AABC - Associated Air Balance Council; [www.aabc.com](http://www.aabc.com).
  - 2. AAMA - American Architectural Manufacturers Association; [www.aamanet.org](http://www.aamanet.org).
  - 3. AAPFCO - Association of American Plant Food Control Officials; [www.aapfco.org](http://www.aapfco.org).
  - 4. AASHTO - American Association of State Highway and Transportation Officials; [www.transportation.org](http://www.transportation.org).
  - 5. AATCC - American Association of Textile Chemists and Colorists; [www.aatcc.org](http://www.aatcc.org).
  - 6. ABMA - American Bearing Manufacturers Association; [www.americanbearings.org](http://www.americanbearings.org).
  - 7. ABMA - American Boiler Manufacturers Association; [www.abma.com](http://www.abma.com).
  - 8. ACI - American Concrete Institute; (Formerly: ACI International); [www.concrete.org](http://www.concrete.org).
  - 9. ACPA - American Concrete Pipe Association; [www.concrete-pipe.org](http://www.concrete-pipe.org).
  - 10. AEIC - Association of Edison Illuminating Companies, Inc. (The); [www.aeic.org](http://www.aeic.org).
  - 11. AF&PA - American Forest & Paper Association; [www.afandpa.org](http://www.afandpa.org).
  - 12. AGA - American Gas Association; [www.aga.org](http://www.aga.org).
  - 13. AHAM - Association of Home Appliance Manufacturers; [www.aham.org](http://www.aham.org).
  - 14. AHRI - Air-Conditioning, Heating, and Refrigeration Institute (The); [www.ahrinet.org](http://www.ahrinet.org).
  - 15. AI - Asphalt Institute; [www.asphaltinstitute.org](http://www.asphaltinstitute.org).
  - 16. AIA - American Institute of Architects (The); [www.aia.org](http://www.aia.org).
  - 17. AISC - American Institute of Steel Construction; [www.aisc.org](http://www.aisc.org).
  - 18. AISI - American Iron and Steel Institute; [www.steel.org](http://www.steel.org).
  - 19. AITC - American Institute of Timber Construction; [www.aitc-glulam.org](http://www.aitc-glulam.org).
  - 20. AMCA - Air Movement and Control Association International, Inc.; [www.amca.org](http://www.amca.org).
  - 21. ANSI - American National Standards Institute; [www.ansi.org](http://www.ansi.org).
  - 22. AOSA - Association of Official Seed Analysts, Inc.; [www.aosaseed.com](http://www.aosaseed.com).
  - 23. APA - APA - The Engineered Wood Association; [www.apawood.org](http://www.apawood.org).
  - 24. APA - Architectural Precast Association; [www.archprecast.org](http://www.archprecast.org).

25. API - American Petroleum Institute; [www.api.org](http://www.api.org).
26. ARI - Air-Conditioning & Refrigeration Institute; (See AHRI).
27. ARI - American Refrigeration Institute; (See AHRI).
28. ARMA - Asphalt Roofing Manufacturers Association; [www.asphaltroofing.org](http://www.asphaltroofing.org).
29. ASCE - American Society of Civil Engineers; [www.asce.org](http://www.asce.org).
30. ASCE/SEI - American Society of Civil Engineers/Structural Engineering Institute; (See ASCE).
31. ASHRAE - American Society of Heating, Refrigerating and Air-Conditioning Engineers; [www.ashrae.org](http://www.ashrae.org).
32. ASME - ASME International; (American Society of Mechanical Engineers); [www.asme.org](http://www.asme.org).
33. ASSE - American Society of Safety Engineers (The); [www.asse.org](http://www.asse.org).
34. ASSE - American Society of Sanitary Engineering; [www.asse-plumbing.org](http://www.asse-plumbing.org).
35. ASTM - ASTM International; [www.astm.org](http://www.astm.org).
36. ATIS - Alliance for Telecommunications Industry Solutions; [www.atis.org](http://www.atis.org).
37. AWEA - American Wind Energy Association; [www.awea.org](http://www.awea.org).
38. AWI - Architectural Woodwork Institute; [www.awinet.org](http://www.awinet.org).
39. AWMAC - Architectural Woodwork Manufacturers Association of Canada; [www.awmac.com](http://www.awmac.com).
40. AWWA - American Water Works Association; [www.awwa.com](http://www.awwa.com).
41. AWS - American Welding Society; [www.aws.org](http://www.aws.org).
42. AWWA - American Water Works Association; [www.awwa.org](http://www.awwa.org).
43. BHMA - Builders Hardware Manufacturers Association; [www.buildershardware.com](http://www.buildershardware.com).
44. BIA - Brick Industry Association (The); [www.gobrick.com](http://www.gobrick.com).
45. BICSI - BICSI, Inc.; [www.bicsi.org](http://www.bicsi.org).
46. BIFMA - BIFMA International; (Business and Institutional Furniture Manufacturer's Association); [www.bifma.org](http://www.bifma.org).
47. BISSC - Baking Industry Sanitation Standards Committee; [www.bissc.org](http://www.bissc.org).
48. BWF - Badminton World Federation; (Formerly: International Badminton Federation); [www.bissc.org](http://www.bissc.org).
49. CDA - Copper Development Association; [www.copper.org](http://www.copper.org).
50. CE - Conformite Europeenne; <http://ec.europa.eu/growth/single-market/ce-marking/>.
51. CEA - Canadian Electricity Association; [www.electricity.ca](http://www.electricity.ca).
52. CEA - Consumer Electronics Association; [www.ce.org](http://www.ce.org).
53. CFFA - Chemical Fabrics and Film Association, Inc.; [www.chemicalfabricsandfilm.com](http://www.chemicalfabricsandfilm.com).
54. CFSEI - Cold-Formed Steel Engineers Institute; [www.cfsei.org](http://www.cfsei.org).
55. CGA - Compressed Gas Association; [www.cganet.com](http://www.cganet.com).
56. CIMA - Cellulose Insulation Manufacturers Association; [www.cellulose.org](http://www.cellulose.org).
57. CISCA - Ceilings & Interior Systems Construction Association; [www.cisca.org](http://www.cisca.org).
58. CISPI - Cast Iron Soil Pipe Institute; [www.cispi.org](http://www.cispi.org).
59. CLFMI - Chain Link Fence Manufacturers Institute; [www.chainlinkinfo.org](http://www.chainlinkinfo.org).
60. CPA - Composite Panel Association; [www.pbmdf.com](http://www.pbmdf.com).
61. CRI - Carpet and Rug Institute (The); [www.carpet-rug.org](http://www.carpet-rug.org).
62. CRRC - Cool Roof Rating Council; [www.coolroofs.org](http://www.coolroofs.org).
63. CRSI - Concrete Reinforcing Steel Institute; [www.crsi.org](http://www.crsi.org).
64. CSA - CSA Group; [www.csagroup.com](http://www.csagroup.com).
65. CSA - CSA International; [www.csa-international.org](http://www.csa-international.org).
66. CSI - Construction Specifications Institute (The); [www.csinet.org](http://www.csinet.org).
67. CSSB - Cedar Shake & Shingle Bureau; [www.cedarbureau.org](http://www.cedarbureau.org).
68. CTI - Cooling Technology Institute; (Formerly: Cooling Tower Institute); [www.cti.org](http://www.cti.org).
69. CWC - Composite Wood Council; (See CPA).

70. DASMA - Door and Access Systems Manufacturers Association; [www.dasma.com](http://www.dasma.com).
71. DHI - Door and Hardware Institute; [www.dhi.org](http://www.dhi.org).
72. ECA - Electronic Components Association; (See ECIA).
73. ECAMA - Electronic Components Assemblies & Materials Association; (See ECIA).
74. ECIA - Electronic Components Industry Association; [www.eciaonline.org](http://www.eciaonline.org).
75. EIA - Electronic Industries Alliance; (See TIA).
76. EIMA - EIFS Industry Members Association; [www.eima.com](http://www.eima.com).
77. EJMA - Expansion Joint Manufacturers Association, Inc.; [www.ejma.org](http://www.ejma.org).
78. ESD - ESD Association; (Electrostatic Discharge Association); [www.esda.org](http://www.esda.org).
79. ESTA - Entertainment Services and Technology Association; (See PLASA).
80. ETL - Intertek (See Intertek); [www.intertek.com](http://www.intertek.com).
81. EVO - Efficiency Valuation Organization; [www.evo-world.org](http://www.evo-world.org).
82. FCI - Fluid Controls Institute; [www.fluidcontrolsintstitute.org](http://www.fluidcontrolsintstitute.org).
83. FIBA - Federation Internationale de Basketball; (The International Basketball Federation); [www.fiba.com](http://www.fiba.com).
84. FIVB - Federation Internationale de Volleyball; (The International Volleyball Federation); [www.fivb.org](http://www.fivb.org).
85. FM Approvals - FM Approvals LLC; [www.fmglobal.com](http://www.fmglobal.com).
86. FM Global - FM Global; (Formerly: FMG - FM Global); [www.fmglobal.com](http://www.fmglobal.com).
87. FRSA - Florida Roofing, Sheet Metal & Air Conditioning Contractors Association, Inc.; [www.floridarroof.com](http://www.floridarroof.com).
88. FSA - Fluid Sealing Association; [www.fluidsealing.com](http://www.fluidsealing.com).
89. FSC - Forest Stewardship Council U.S.; [www.fscus.org](http://www.fscus.org).
90. GA - Gypsum Association; [www.gypsum.org](http://www.gypsum.org).
91. GANA - Glass Association of North America; [www.glasswebsite.com](http://www.glasswebsite.com).
92. GS - Green Seal; [www.greenseal.org](http://www.greenseal.org).
93. HI - Hydraulic Institute; [www.pumps.org](http://www.pumps.org).
94. HI/GAMA - Hydronics Institute/Gas Appliance Manufacturers Association; (See AHRI).
95. HMMA - Hollow Metal Manufacturers Association; (See NAAMM).
96. HPVA - Hardwood Plywood & Veneer Association; [www.hpva.org](http://www.hpva.org).
97. HPW - H. P. White Laboratory, Inc.; [www.hpwhite.com](http://www.hpwhite.com).
98. IAPSC - International Association of Professional Security Consultants; [www.iapsc.org](http://www.iapsc.org).
99. IAS - International Accreditation Service; [www.iasonline.org](http://www.iasonline.org).
100. ICBO - International Conference of Building Officials; (See ICC).
101. ICC - International Code Council; [www.iccsafe.org](http://www.iccsafe.org).
102. ICEA - Insulated Cable Engineers Association, Inc.; [www.icea.net](http://www.icea.net).
103. ICPA - International Cast Polymer Alliance; [www.icpa-hq.org](http://www.icpa-hq.org).
104. ICRI - International Concrete Repair Institute, Inc.; [www.icri.org](http://www.icri.org).
105. IEC - International Electrotechnical Commission; [www.iec.ch](http://www.iec.ch).
106. IEEE - Institute of Electrical and Electronics Engineers, Inc. (The); [www.ieee.org](http://www.ieee.org).
107. IES - Illuminating Engineering Society; (Formerly: Illuminating Engineering Society of North America); [www.ies.org](http://www.ies.org).
108. IESNA - Illuminating Engineering Society of North America; (See IES).
109. IEST - Institute of Environmental Sciences and Technology; [www.iest.org](http://www.iest.org).
110. IGMA - Insulating Glass Manufacturers Alliance; [www.igmaonline.org](http://www.igmaonline.org).
111. IGSHPA - International Ground Source Heat Pump Association; [www.igshpa.okstate.edu](http://www.igshpa.okstate.edu).
112. ILI - Indiana Limestone Institute of America, Inc.; [www.iliai.com](http://www.iliai.com).
113. Intertek - Intertek Group; (Formerly: ETL SEMCO; Intertek Testing Service NA); [www.intertek.com](http://www.intertek.com).

114. ISA - International Society of Automation (The); (Formerly: Instrumentation, Systems, and Automation Society); [www.isa.org](http://www.isa.org).
115. ISAS - Instrumentation, Systems, and Automation Society (The); (See ISA).
116. ISFA - International Surface Fabricators Association; (Formerly: International Solid Surface Fabricators Association); [www.isfanow.org](http://www.isfanow.org).
117. ISO - International Organization for Standardization; [www.iso.org](http://www.iso.org).
118. ISSFA - International Solid Surface Fabricators Association; (See ISFA).
119. ITU - International Telecommunication Union; [www.itu.int/home](http://www.itu.int/home).
120. KCMA - Kitchen Cabinet Manufacturers Association; [www.kcma.org](http://www.kcma.org).
121. LMA - Laminating Materials Association; (See CPA).
122. LPI - Lightning Protection Institute; [www.lightning.org](http://www.lightning.org).
123. MBMA - Metal Building Manufacturers Association; [www.mbma.com](http://www.mbma.com).
124. MCA - Metal Construction Association; [www.metalconstruction.org](http://www.metalconstruction.org).
125. MFMA - Maple Flooring Manufacturers Association, Inc.; [www.maplefloor.org](http://www.maplefloor.org).
126. MFMA - Metal Framing Manufacturers Association, Inc.; [www.metalframingmfg.org](http://www.metalframingmfg.org).
127. MHIA - Material Handling Industry of America; [www.mhia.org](http://www.mhia.org).
128. MIA - Marble Institute of America; [www.marble-institute.com](http://www.marble-institute.com).
129. MMPA - Moulding & Millwork Producers Association; [www.wmmpa.com](http://www.wmmpa.com).
130. MPI - Master Painters Institute; [www.paintinfo.com](http://www.paintinfo.com).
131. MSS - Manufacturers Standardization Society of The Valve and Fittings Industry Inc.; [www.mss-hq.org](http://www.mss-hq.org).
132. NAAMM - National Association of Architectural Metal Manufacturers; [www.naamm.org](http://www.naamm.org).
133. NACE - NACE International; (National Association of Corrosion Engineers International); [www.nace.org](http://www.nace.org).
134. NADCA - National Air Duct Cleaners Association; [www.nadca.com](http://www.nadca.com).
135. NAIMA - North American Insulation Manufacturers Association; [www.naima.org](http://www.naima.org).
136. NBGQA - National Building Granite Quarries Association, Inc.; [www.nbgqa.com](http://www.nbgqa.com).
137. NBI - New Buildings Institute; [www.newbuildings.org](http://www.newbuildings.org).
138. NCAA - National Collegiate Athletic Association (The); [www.ncaa.org](http://www.ncaa.org).
139. NCMA - National Concrete Masonry Association; [www.ncma.org](http://www.ncma.org).
140. NEBB - National Environmental Balancing Bureau; [www.nebb.org](http://www.nebb.org).
141. NECA - National Electrical Contractors Association; [www.necanet.org](http://www.necanet.org).
142. NeLMA - Northeastern Lumber Manufacturers Association; [www.nelma.org](http://www.nelma.org).
143. NEMA - National Electrical Manufacturers Association; [www.nema.org](http://www.nema.org).
144. NETA - InterNational Electrical Testing Association; [www.netaworld.org](http://www.netaworld.org).
145. NFHS - National Federation of State High School Associations; [www.nfhs.org](http://www.nfhs.org).
146. NFPA - National Fire Protection Association; [www.nfpa.org](http://www.nfpa.org).
147. NFPA - NFPA International; (See NFPA).
148. NFRC - National Fenestration Rating Council; [www.nfrc.org](http://www.nfrc.org).
149. NHLA - National Hardwood Lumber Association; [www.nhla.com](http://www.nhla.com).
150. NLGA - National Lumber Grades Authority; [www.nlga.org](http://www.nlga.org).
151. NOFMA - National Oak Flooring Manufacturers Association; (See NWFA).
152. NOMMA - National Ornamental & Miscellaneous Metals Association; [www.nomma.org](http://www.nomma.org).
153. NRCA - National Roofing Contractors Association; [www.nrca.net](http://www.nrca.net).
154. NRMCA - National Ready Mixed Concrete Association; [www.nrmca.org](http://www.nrmca.org).
155. NSF - NSF International; [www.nsf.org](http://www.nsf.org).
156. NSPE - National Society of Professional Engineers; [www.nspe.org](http://www.nspe.org).
157. NSSGA - National Stone, Sand & Gravel Association; [www.nssga.org](http://www.nssga.org).
158. NTMA - National Terrazzo & Mosaic Association, Inc. (The); [www.ntma.com](http://www.ntma.com).
159. NWFA - National Wood Flooring Association; [www.nwfa.org](http://www.nwfa.org).

160. PCI - Precast/Prestressed Concrete Institute; [www.pci.org](http://www.pci.org).
161. PDI - Plumbing & Drainage Institute; [www.pdionline.org](http://www.pdionline.org).
162. PLASA - PLASA; (Formerly: ESTA - Entertainment Services and Technology Association); [www.plasa.org](http://www.plasa.org).
163. RCSC - Research Council on Structural Connections; [www.boltcouncil.org](http://www.boltcouncil.org).
164. RFCI - Resilient Floor Covering Institute; [www.rfci.com](http://www.rfci.com).
165. RIS - Redwood Inspection Service; [www.redwoodinspection.com](http://www.redwoodinspection.com).
166. SAE - SAE International; [www.sae.org](http://www.sae.org).
167. SCTE - Society of Cable Telecommunications Engineers; [www.scte.org](http://www.scte.org).
168. SDI - Steel Deck Institute; [www.sdi.org](http://www.sdi.org).
169. SDI - Steel Door Institute; [www.steeldoor.org](http://www.steeldoor.org).
170. SEFA - Scientific Equipment and Furniture Association (The); [www.sefalabs.com](http://www.sefalabs.com).
171. SEI/ASCE - Structural Engineering Institute/American Society of Civil Engineers; (See ASCE).
172. SIA - Security Industry Association; [www.siaonline.org](http://www.siaonline.org).
173. SJI - Steel Joist Institute; [www.steeljoist.org](http://www.steeljoist.org).
174. SMA - Screen Manufacturers Association; [www.smainfo.org](http://www.smainfo.org).
175. SMACNA - Sheet Metal and Air Conditioning Contractors' National Association; [www.smacna.org](http://www.smacna.org).
176. SMPTE - Society of Motion Picture and Television Engineers; [www.smpte.org](http://www.smpte.org).
177. SPFA - Spray Polyurethane Foam Alliance; [www.sprayfoam.org](http://www.sprayfoam.org).
178. SPIB - Southern Pine Inspection Bureau; [www.spib.org](http://www.spib.org).
179. SPRI - Single Ply Roofing Industry; [www.spri.org](http://www.spri.org).
180. SRCC - Solar Rating & Certification Corporation; [www.solar-rating.org](http://www.solar-rating.org).
181. SSINA - Specialty Steel Industry of North America; [www.ssina.com](http://www.ssina.com).
182. SSPC - SSPC: The Society for Protective Coatings; [www.sspc.org](http://www.sspc.org).
183. STI - Steel Tank Institute; [www.steeltank.com](http://www.steeltank.com).
184. SWI - Steel Window Institute; [www.steelwindows.com](http://www.steelwindows.com).
185. SWPA - Submersible Wastewater Pump Association; [www.swpa.org](http://www.swpa.org).
186. TCA - Tilt-Up Concrete Association; [www.tilt-up.org](http://www.tilt-up.org).
187. TCNA - Tile Council of North America, Inc.; [www.tileusa.com](http://www.tileusa.com).
188. TEMA - Tubular Exchanger Manufacturers Association, Inc.; [www.tema.org](http://www.tema.org).
189. TIA - Telecommunications Industry Association (The); (Formerly: TIA/EIA - Telecommunications Industry Association/Electronic Industries Alliance); [www.tiaonline.org](http://www.tiaonline.org).
190. TIA/EIA - Telecommunications Industry Association/Electronic Industries Alliance; (See TIA).
191. TMS - The Masonry Society; [www.masonrysociety.org](http://www.masonrysociety.org).
192. TPI - Truss Plate Institute; [www.tpinst.org](http://www.tpinst.org).
193. TPI - Turfgrass Producers International; [www.turfgrasssod.org](http://www.turfgrasssod.org).
194. TRI - Tile Roofing Institute; [www.tilerroofing.org](http://www.tilerroofing.org).
195. UL - Underwriters Laboratories Inc.; [www.ul.com](http://www.ul.com).
196. UNI - Uni-Bell PVC Pipe Association; [www.uni-bell.org](http://www.uni-bell.org).
197. USAV - USA Volleyball; [www.usavolleyball.org](http://www.usavolleyball.org).
198. USGBC - U.S. Green Building Council; [www.usgbc.org](http://www.usgbc.org).
199. USITT - United States Institute for Theatre Technology, Inc.; [www.usitt.org](http://www.usitt.org).
200. WA - Wallcoverings Association; [www.wallcoverings.org](http://www.wallcoverings.org).
201. WASTEC - Waste Equipment Technology Association; [www.wastec.org](http://www.wastec.org).
202. WCLIB - West Coast Lumber Inspection Bureau; [www.wclib.org](http://www.wclib.org).
203. WCMA - Window Covering Manufacturers Association; [www.wcmanet.org](http://www.wcmanet.org).
204. WDMA - Window & Door Manufacturers Association; [www.wdma.com](http://www.wdma.com).

205. WI - Woodwork Institute; [www.wicnet.org](http://www.wicnet.org).
206. WSRCA - Western States Roofing Contractors Association; [www.wsrca.com](http://www.wsrca.com).
207. WWPA - Western Wood Products Association; [www.wwpa.org](http://www.wwpa.org).

C. Code Agencies: Where abbreviations and acronyms are used in Specifications or other Contract Documents, they shall mean the recognized name of the entities in the following list. This information is believed to be accurate as of the date of the Contract Documents.

1. DIN - Deutsches Institut für Normung e.V.; [www.din.de](http://www.din.de).
2. IAPMO - International Association of Plumbing and Mechanical Officials; [www.iapmo.org](http://www.iapmo.org).
3. ICC - International Code Council; [www.iccsafe.org](http://www.iccsafe.org).
4. ICC-ES - ICC Evaluation Service, LLC; [www.icc-es.org](http://www.icc-es.org).

D. Federal Government Agencies: Where abbreviations and acronyms are used in Specifications or other Contract Documents, they shall mean the recognized name of the entities in the following list. Information is subject to change and is up to date as of the date of the Contract Documents.

1. COE - Army Corps of Engineers; [www.usace.army.mil](http://www.usace.army.mil).
2. CPSC - Consumer Product Safety Commission; [www.cpsc.gov](http://www.cpsc.gov).
3. DOC - Department of Commerce; National Institute of Standards and Technology; [www.nist.gov](http://www.nist.gov).
4. DOD - Department of Defense; [www.quicksearch.dla.mil](http://www.quicksearch.dla.mil).
5. DOE - Department of Energy; [www.energy.gov](http://www.energy.gov).
6. EPA - Environmental Protection Agency; [www.epa.gov](http://www.epa.gov).
7. FAA - Federal Aviation Administration; [www.faa.gov](http://www.faa.gov).
8. FG - Federal Government Publications; [www.gpo.gov/fdsys](http://www.gpo.gov/fdsys).
9. GSA - General Services Administration; [www.gsa.gov](http://www.gsa.gov).
10. HUD - Department of Housing and Urban Development; [www.hud.gov](http://www.hud.gov).
11. LBL - Lawrence Berkeley National Laboratory; Environmental Energy Technologies Division; [www.eetd.lbl.gov](http://www.eetd.lbl.gov).
12. OSHA - Occupational Safety & Health Administration; [www.osha.gov](http://www.osha.gov).
13. SD - Department of State; [www.state.gov](http://www.state.gov).
14. TRB - Transportation Research Board; National Cooperative Highway Research Program; The National Academies; [www.trb.org](http://www.trb.org).
15. USDA - Department of Agriculture; Agriculture Research Service; U.S. Salinity Laboratory; [www.ars.usda.gov](http://www.ars.usda.gov).
16. USDA - Department of Agriculture; Rural Utilities Service; [www.usda.gov](http://www.usda.gov).
17. USDOJ - Department of Justice; Office of Justice Programs; National Institute of Justice; [www.ojp.usdoj.gov](http://www.ojp.usdoj.gov).
18. USP - U.S. Pharmacopeial Convention; [www.usp.org](http://www.usp.org).
19. USPS - United States Postal Service; [www.usps.com](http://www.usps.com).

E. Standards and Regulations: Where abbreviations and acronyms are used in Specifications or other Contract Documents, they shall mean the recognized name of the standards and regulations in the following list. This information is subject to change and is believed to be accurate as of the date of the Contract Documents.

1. CFR - Code of Federal Regulations; Available from Government Printing Office; [www.gpo.gov/fdsys](http://www.gpo.gov/fdsys).



2. DOD - Department of Defense; Military Specifications and Standards; Available from DLA Document Services; [www.quicksearch.dla.mil](http://www.quicksearch.dla.mil).
  3. DSCC - Defense Supply Center Columbus; (See FS).
  4. FED-STD - Federal Standard; (See FS).
  5. FS - Federal Specification; Available from DLA Document Services; [www.quicksearch.dla.mil](http://www.quicksearch.dla.mil).
    - a. Available from Defense Standardization Program; [www.dsp.dla.mil](http://www.dsp.dla.mil).
    - b. Available from General Services Administration; [www.gsa.gov](http://www.gsa.gov).
    - c. Available from National Institute of Building Sciences/Whole Building Design Guide; [www.wbdg.org](http://www.wbdg.org).
  6. MILSPEC - Military Specification and Standards; (See DOD).
  7. USAB - United States Access Board; [www.access-board.gov](http://www.access-board.gov).
  8. USATBCB - U.S. Architectural & Transportation Barriers Compliance Board; (See USAB).
- F. State Government Agencies: Where abbreviations and acronyms are used in Specifications or other Contract Documents, they shall mean the recognized name of the entities in the following list. This information is subject to change and is believed to be accurate as of the date of the Contract Documents.
1. CBHF; State of California; Department of Consumer Affairs; Bureau of Electronic and Appliance Repair, Home Furnishings and Thermal Insulation; [www.bearhfti.ca.gov](http://www.bearhfti.ca.gov).
  2. CCR; California Code of Regulations; Office of Administrative Law; California Title 24 Energy Code; [www.calregs.com](http://www.calregs.com).
  3. CDHS; California Department of Health Services; (See CDPH).
  4. CDPH; California Department of Public Health; Indoor Air Quality Program; [www.cal-iaq.org](http://www.cal-iaq.org).
  5. CPUC; California Public Utilities Commission; [www.cpuc.ca.gov](http://www.cpuc.ca.gov).
  6. SCAQMD; South Coast Air Quality Management District; [www.aqmd.gov](http://www.aqmd.gov).
  7. TFS; Texas A&M Forest Service; Sustainable Forestry and Economic Development; [www.txforestservation.tamu.edu](http://www.txforestservation.tamu.edu).

PART 2 - PRODUCTS (Not Used)

PART 3 - EXECUTION (Not Used)

END OF SECTION 014200

## SECTION 015000 - TEMPORARY FACILITIES AND CONTROLS

### PART 1 - GENERAL

#### 1.1 RELATED DOCUMENTS

- A. Drawings and general provisions of the Contract, including General and Supplementary Conditions and other Division 01 Specification Sections, apply to this Section.

#### 1.2 SUMMARY

- A. Section includes requirements for temporary utilities, support facilities, and security and protection facilities.
- B. Related Requirements:
  - 1. Section 011000 "Summary" for work restrictions and limitations on utility interruptions.

#### 1.3 USE CHARGES

- A. General: Installation and removal of and use charges for temporary facilities shall be included in the Contract Sum unless otherwise indicated. Allow other entities engaged in the Project to use temporary services and facilities without charge.
- B. Sewer Service: The contractor shall provide temporary sanitary facilities for their employees.
- C. Electric Power Service: Contractor shall pay electric-power-service use charges for electricity used by all entities for construction operations.
- D. Water Service from Existing System: Water from Owner's existing water system is available for use without metering and without payment of use charges. Provide connections and extensions of services as required for construction operations.

#### 1.4 INFORMATIONAL SUBMITTALS

- A. Site Utilization Plan: Show temporary facilities, temporary utility lines and connections, staging areas, construction site entrances, vehicle circulation, and parking areas for construction personnel.
- B. Implementation and Termination Schedule: Within 15 days of date established for commencement of the Work, submit schedule indicating implementation and termination dates of each temporary utility.
- C. Fire-Safety Program: Show compliance with requirements of NFPA 241 and authorities having jurisdiction. Indicate Contractor personnel responsible for management of fire-prevention program.

- D. Moisture- and Mold-Protection Plan: Describe procedures and controls for protecting materials and construction from water absorption and damage and mold.

#### 1.5 QUALITY ASSURANCE

- A. Electric Service: Comply with NECA, NEMA, and UL standards and regulations for temporary electric service. Install service to comply with NFPA 70.
- B. Tests and Inspections: Arrange for authorities having jurisdiction to test and inspect each temporary utility before use. Obtain required certifications and permits.

#### 1.6 PROJECT CONDITIONS

- A. Temporary Use of Permanent Facilities: Engage Installer of each permanent service to assume responsibility for operation, maintenance, and protection of each permanent service during its use as a construction facility before Owner's acceptance, regardless of previously assigned responsibilities.

### PART 2 - PRODUCTS

#### 2.1 MATERIALS

- A. Portable Chain-Link Fencing: Minimum 2-inch, 0.148-inch thick, galvanized-steel, chain-link fabric fencing; minimum 6 feet high with galvanized-steel pipe posts; minimum 2-3/8-inch OD line posts and 2-7/8-inch OD corner and pull posts, with 1-5/8-inch OD top rails. Provide concrete or galvanized-steel bases for supporting posts.

#### 2.2 TEMPORARY FACILITIES

- A. Storage and Fabrication Sheds: Provide sheds sized, furnished, and equipped to accommodate materials and equipment for construction operations.
  - 1. Store combustible materials apart from building.

#### 2.3 EQUIPMENT

- A. Fire Extinguishers: Portable, UL rated; with class and extinguishing agent as required by locations and classes of fire exposures.

## PART 3 - EXECUTION

### 3.1 TEMPORARY FACILITIES, GENERAL

- A. Conservation: Coordinate construction and use of temporary facilities with consideration given to conservation of energy, water, and materials. Coordinate use of temporary utilities to minimize waste.
  - 1. Salvage materials and equipment involved in performance of, but not actually incorporated into, the Work. See other Sections for disposition of salvaged materials that are designated as Owner's property.

### 3.2 INSTALLATION, GENERAL

- A. Locate facilities where they will serve Project adequately and result in minimum interference with performance of the Work. Relocate and modify facilities as required by progress of the Work.
  - 1. Locate facilities to limit site disturbance as specified in Section 011000 "Summary."
- B. Provide each facility ready for use when needed to avoid delay. Do not remove until facilities are no longer needed or are replaced by authorized use of completed permanent facilities.

### 3.3 TEMPORARY UTILITY INSTALLATION

- A. General: Install temporary service or connect to existing service.
  - 1. Arrange with Owner and existing users for time when service can be interrupted, if necessary, to make connections for temporary services.
- B. Water Service: Connect to Owner's existing water service facilities. Clean and maintain water service facilities in a condition acceptable to Owner. At Substantial Completion, restore these facilities to condition existing before initial use.
- C. Sanitary Facilities: Provide temporary toilets, wash facilities, and drinking water for use of construction personnel. Comply with requirements of authorities having jurisdiction for type, number, location, operation, and maintenance of fixtures and facilities.
- D. Isolation of Work Areas in Occupied Facilities: Prevent dust, fumes, and odors from entering occupied areas.
- E. Electric Power Service: Provide electric power service and distribution system of sufficient size, capacity, and power characteristics required for construction operations.

### 3.4 SUPPORT FACILITIES INSTALLATION

- A. General: Comply with the following:

1. Provide construction for temporary sheds located within construction area or within 30 feet of building lines that is noncombustible according to ASTM E136. Comply with NFPA 241.
  2. Maintain support facilities until Architect schedules Substantial Completion inspection. Remove before Substantial Completion. Personnel remaining after Substantial Completion will be permitted to use permanent facilities, under conditions acceptable to Owner.
- B. Traffic Controls: Comply with requirements of the authorities having jurisdiction.
1. Protect existing site improvements to remain including curbs, pavement, and utilities.
  2. Maintain access for fire-fighting equipment and access to fire hydrants.
- C. Parking: Use designated areas of Owner's existing parking areas for construction personnel.
- D. Waste Disposal Facilities: Comply with requirements specified in Section 017419 "Construction Waste Management and Disposal."
- E. Lifts and Hoists: Provide facilities necessary for hoisting materials and personnel.
1. Truck cranes and similar devices used for hoisting materials are considered "tools and equipment" and not temporary facilities.

### 3.5 SECURITY AND PROTECTION FACILITIES INSTALLATION

- A. Protection of Existing Facilities: Protect existing vegetation, equipment, structures, utilities, and other improvements at Project site and on adjacent properties, except those indicated to be removed or altered. Repair damage to existing facilities.
1. Where access to adjacent properties is required in order to affect protection of existing facilities, obtain written permission from adjacent property owner to access property for that purpose.
- B. Environmental Protection: Provide protection, operate temporary facilities, and conduct construction as required to comply with environmental regulations and that minimize possible air, waterway, and subsoil contamination or pollution or other undesirable effects.
1. Comply with work restrictions specified in Section 011000 "Summary."
- C. Security Enclosure and Lockup: Install temporary enclosure around lay-down areas. Provide lockable entrances to prevent unauthorized entrance, vandalism, theft, and similar violations of security. Lock entrances at end of each workday.
- D. Barricades, Warning Signs, and Lights: Comply with requirements of Campus Police for erecting structurally adequate barricades, including warning signs and lighting.
- E. Temporary Egress: Maintain temporary egress from existing occupied facilities as indicated and as required by authorities having jurisdiction.

- F. Temporary Enclosures: Provide temporary enclosures for protection of construction, in progress and completed, from exposure, foul weather, other construction operations, and similar activities. Provide temporary weathertight enclosure for building exterior.
  - 1. Where heating or cooling is needed and permanent enclosure is incomplete, insulate temporary enclosures.
- G. Temporary Fire Protection: Install and maintain temporary fire-protection facilities of types needed to protect against reasonably predictable and controllable fire losses. Comply with NFPA 241; manage fire-prevention program.
  - 1. Prohibit smoking in construction areas. Comply with additional limits on smoking specified in other Sections.
  - 2. Supervise welding operations, combustion-type temporary heating units, and similar sources of fire ignition according to requirements of authorities having jurisdiction.
  - 3. Develop and supervise an overall fire-prevention and -protection program for personnel at Project site. Review needs with local fire department and establish procedures to be followed. Instruct personnel in methods and procedures. Post warnings and information.

### 3.6 MOISTURE AND MOLD CONTROL

- A. Contractor's Moisture-Protection Plan: Describe delivery, handling, storage, installation, and protection provisions for materials subject to water absorption or water damage.
  - 1. Indicate procedures for discarding water-damaged materials, protocols for mitigating water intrusion into completed Work, and replacing water-damaged Work.
  - 2. Indicate sequencing of work that requires water, such as sprayed fire-resistive materials, plastering, and terrazzo grinding, and describe plans for dealing with water from these operations. Show procedures for verifying that wet construction has dried sufficiently to permit installation of finish materials.
  - 3. Indicate methods to be used to avoid trapping water in finished work.
- B. Exposed Construction Period: Before installation of weather barriers, when materials are subject to wetting and exposure and to airborne mold spores, protect as follows:
  - 1. Protect porous materials from water damage.
  - 2. Protect stored and installed material from flowing or standing water.
  - 3. Keep porous and organic materials from coming into prolonged contact with concrete.
  - 4. Remove standing water from decks.
  - 5. Keep deck openings covered or dammed.

### 3.7 OPERATION, TERMINATION, AND REMOVAL

- A. Supervision: Enforce strict discipline in use of temporary facilities. To minimize waste and abuse, limit availability of temporary facilities to essential and intended uses.
- B. Maintenance: Maintain facilities in good operating condition until removal.

1. Maintain operation of temporary enclosures, heating, cooling, humidity control, ventilation, and similar facilities on a 24-hour basis where required to achieve indicated results and to avoid possibility of damage.
- C. Temporary Facility Changeover: Do not change over from using temporary security and protection facilities to permanent facilities until Substantial Completion.
- D. Termination and Removal: Remove each temporary facility when need for its service has ended, when it has been replaced by authorized use of a permanent facility, or no later than Substantial Completion. Complete or, if necessary, restore permanent construction that may have been delayed because of interference with temporary facility. Repair damaged Work, clean exposed surfaces, and replace construction that cannot be satisfactorily repaired.
1. Materials and facilities that constitute temporary facilities are property of Contractor. Owner reserves right to take possession of Project identification signs.
  2. At Substantial Completion, repair, renovate, and clean permanent facilities used during construction period. Comply with final cleaning requirements specified in Section 017700 "Closeout Procedures."

END OF SECTION 015000

## SECTION 016000 - PRODUCT REQUIREMENTS

## PART 1 - GENERAL

## 1.1 RELATED DOCUMENTS

- A. Drawings and general provisions of the Contract, including General and Supplementary Conditions and other Division 01 Specification Sections, apply to this Section.

## 1.2 SUMMARY

- A. Section includes administrative and procedural requirements for selection of products for use in Project; product delivery, storage, and handling; manufacturers' standard warranties on products; special warranties; and comparable products.
- B. Related Requirements:
  - 1. Section 014200 "References" for applicable industry standards for products specified.

## 1.3 DEFINITIONS

- A. Products: Items obtained for incorporating into the Work, whether purchased for Project or taken from previously purchased stock. The term "product" includes the terms "material," "equipment," "system," and terms of similar intent.
  - 1. Named Products: Items identified by manufacturer's product name, including make or model number or other designation shown or listed in manufacturer's published product literature that is current as of date of the Contract Documents.
  - 2. New Products: Items that have not previously been incorporated into another project or facility. Products salvaged or recycled from other projects are not considered new products.
  - 3. Comparable Product: Product that is demonstrated and approved by Architect through submittal process to have the indicated qualities related to type, function, dimension, in-service performance, physical properties, appearance, and other characteristics that equal or exceed those of specified product.
- B. Basis-of-Design Product Specification: A specification in which a single manufacturer's product is named and accompanied by the words "basis-of-design product," including make or model number or other designation. In addition to the basis-of-design product description, product attributes and characteristics may be listed to establish the significant qualities related to type, function, in-service performance and physical properties, weight, dimension, durability, visual characteristics, and other special features and requirements for purposes of evaluating comparable products of additional manufacturers named in the specification.
- C. Subject to Compliance with Requirements: Where the phrase "Subject to compliance with requirements" introduces a product selection procedure in an individual Specification Section, provide products qualified under the specified product procedure. In the event that a named product or product by a named manufacturer does not meet the other requirements of the



specifications, select another named product or product from another named manufacturer that does meet the requirements of the specifications. Submit a comparable product request, if applicable.

#### 1.4 ACTION SUBMITTALS

- A. Comparable Product Request Submittal: Submit request for consideration of each comparable product. Identify basis-of-design product or fabrication or installation method to be replaced. Include Specification Section number and title and Drawing numbers and titles.
  - 1. Include data to indicate compliance with the requirements specified in "Comparable Products" Article.
  - 2. Architect's Action: If necessary, Architect will request additional information or documentation for evaluation within seven days of receipt of a comparable product request. Architect will notify Contractor of approval or rejection of proposed comparable product request within 15 days of receipt of request, or seven days of receipt of additional information or documentation, whichever is later.
    - a. Form of Architect's Approval of Submittal: As specified in Section 013300 "Submittal Procedures."
    - b. Use product specified if Architect does not issue a decision on use of a comparable product request within time allocated.
- B. Basis-of-Design Product Specification Submittal: Comply with requirements in Section 013300 "Submittal Procedures." Show compliance with requirements.

#### 1.5 QUALITY ASSURANCE

- A. Compatibility of Options: If Contractor is given option of selecting between two or more products for use on Project, select product compatible with products previously selected, even if previously selected products were also options.
  - 1. Each contractor is responsible for providing products and construction methods compatible with products and construction methods of other contractors.
  - 2. If a dispute arises between contractors over concurrently selectable but incompatible products, Architect will determine which products shall be used.
- B. Identification of Products: Except for required labels and operating data, do not attach or imprint manufacturer or product names or trademarks on exposed surfaces of products or equipment that will be exposed to view in occupied spaces or on the exterior.

#### 1.6 PRODUCT DELIVERY, STORAGE, AND HANDLING

- A. Deliver, store, and handle products using means and methods that will prevent damage, deterioration, and loss, including theft and vandalism. Comply with manufacturer's written instructions.
- B. Delivery and Handling:

1. Schedule delivery to minimize long-term storage at Project site and to prevent overcrowding of construction spaces.
2. Coordinate delivery with installation time to ensure minimum holding time for items that are flammable, hazardous, easily damaged, or sensitive to deterioration, theft, and other losses.
3. Deliver products to Project site in an undamaged condition in manufacturer's original sealed container or other packaging system, complete with labels and instructions for handling, storing, unpacking, protecting, and installing.
4. Inspect products on delivery to determine compliance with the Contract Documents and to determine that products are undamaged and properly protected.

C. Storage:

1. Store products to allow for inspection and measurement of quantity or counting of units.
2. Store materials in a manner that will not endanger Project structure.
3. Store products that are subject to damage by the elements, under cover in a weathertight enclosure above ground, with ventilation adequate to prevent condensation.
4. Protect foam plastic from exposure to sunlight, except to extent necessary for period of installation and concealment.
5. Comply with product manufacturer's written instructions for temperature, humidity, ventilation, and weather-protection requirements for storage.
6. Protect stored products from damage and liquids from freezing.
7. Provide a secure location and enclosure at Project site for storage of materials and equipment by Owner's construction forces. Coordinate location with Owner.

## 1.7 PRODUCT WARRANTIES

- A. Warranties specified in other Sections shall be in addition to, and run concurrent with, other warranties required by the Contract Documents. Manufacturer's disclaimers and limitations on product warranties do not relieve Contractor of obligations under requirements of the Contract Documents.
1. Manufacturer's Warranty: Written warranty furnished by individual manufacturer for a particular product and specifically endorsed by manufacturer to Owner.
  2. Special Warranty: Written warranty required by the Contract Documents to provide specific rights for Owner.
- B. Special Warranties: Prepare a written document that contains appropriate terms and identification, ready for execution.
1. Manufacturer's Standard Form: Modified to include Project-specific information and properly executed.
  2. Specified Form: When specified forms are included with the Specifications, prepare a written document using indicated form properly executed.
  3. See other Sections for specific content requirements and particular requirements for submitting special warranties.
- C. Submittal Time: Comply with requirements in Section 017700 "Closeout Procedures."

## PART 2 - PRODUCTS

## 2.1 PRODUCT SELECTION PROCEDURES

- A. General Product Requirements: Provide products that comply with the Contract Documents, are undamaged and, unless otherwise indicated, are new at time of installation.
1. Provide products complete with accessories, trim, finish, fasteners, and other items needed for a complete installation and indicated use and effect.
  2. Standard Products: If available, and unless custom products or nonstandard options are specified, provide standard products of types that have been produced and used successfully in similar situations on other projects.
  3. Owner reserves the right to limit selection to products with warranties meeting requirements of the Contract Documents.
  4. Where products are accompanied by the term "as selected," Architect will make selection.
  5. Descriptive, performance, and reference standard requirements in the Specifications establish salient characteristics of products.
  6. Or Equal: For products specified by name and accompanied by the term "or equal," or "or approved equal," or "or approved," comply with requirements in "Comparable Products" Article to obtain approval for use of an unnamed product.
    - a. Submit additional documentation required by Architect in order to establish equivalency of proposed products. Evaluation of "or equal" product status is by the Architect, whose determination is final.
- B. Product Selection Procedures:
1. Sole Product: Where Specifications name a single manufacturer and product, provide the named product that complies with requirements. Comparable products or substitutions for Contractor's convenience will not be considered.
    - a. Sole product may be indicated by the phrase: "Subject to compliance with requirements, provide the following: ..."
  2. Sole Manufacturer/Source: Where Specifications name a single manufacturer or source, provide a product by the named manufacturer or source that complies with requirements. Comparable products or substitutions for Contractor's convenience will not be considered.
    - a. Sole manufacturer/source may be indicated by the phrase: "Subject to compliance with requirements, provide products by the following: ..."
  3. Limited List of Products: Where Specifications include a list of names of both manufacturers and products, provide one of the products listed that complies with requirements. Comparable products or substitutions for Contractor's convenience will not be considered.
    - a. Limited list of products may be indicated by the phrase: "Subject to compliance with requirements, provide one of the following: ..."

4. Non-Limited List of Products: Where Specifications include a list of names of both available manufacturers and products, provide one of the products listed, or an unnamed product, which complies with requirements.
    - a. Non-limited list of products is indicated by the phrase: "Subject to compliance with requirements, available products that may be incorporated in the Work include, but are not limited to, the following: ..."
  5. Limited List of Manufacturers: Where Specifications include a list of manufacturers' names, provide a product by one of the manufacturers listed that complies with requirements. Comparable products or substitutions for Contractor's convenience will not be considered unless otherwise indicated.
    - a. Limited list of manufacturers is indicated by the phrase: "Subject to compliance with requirements, provide products by one of the following: ..."
  6. Non-Limited List of Manufacturers: Where Specifications include a list of available manufacturers, provide a product by one of the manufacturers listed, or a product by an unnamed manufacturer, which complies with requirements.
    - a. Non-limited list of manufacturers is indicated by the phrase: "Subject to compliance with requirements, available manufacturers whose products may be incorporated in the Work include, but are not limited to, the following: ..."
  7. Basis-of-Design Product: Where Specifications name a product, or refer to a product indicated on Drawings, and include a list of manufacturers, provide the specified or indicated product or a comparable product by one of the other named manufacturers. Drawings and Specifications indicate sizes, profiles, dimensions, and other characteristics that are based on the product named. Comply with requirements in "Comparable Products" Article for consideration of an unnamed product by one of the other named manufacturers.
    - a. For approval of products by unnamed manufacturers, comply with requirements in Section 012500 "Substitution Procedures" for substitutions for convenience.
- C. Visual Matching Specification: Where Specifications require "match Architect's sample," provide a product that complies with requirements and matches Architect's sample. Architect's decision will be final on whether a proposed product matches.
1. If no product available within specified category matches and complies with other specified requirements, comply with requirements in Section 012500 "Substitution Procedures" for proposal of product.
- D. Visual Selection Specification: Where Specifications include the phrase "as selected by Architect from manufacturer's full range" or similar phrase, select a product that complies with requirements. Architect will select color, gloss, pattern, density, or texture from manufacturer's product line that includes both standard and premium items.

## 2.2 COMPARABLE PRODUCTS

- A. Conditions for Consideration of Comparable Products: Architect will consider Contractor's request for comparable product when the following conditions are satisfied. If the following conditions are not satisfied, Architect may return requests without action, except to record noncompliance with these requirements:
1. Evidence that proposed product does not require revisions to the Contract Documents, is consistent with the Contract Documents, will produce the indicated results, and is compatible with other portions of the Work. Detailed comparison of significant qualities of proposed product with those named in the Specifications. Significant product qualities include attributes such as type, function, in-service performance and physical properties, weight, dimension, durability, visual characteristics, and other specific features and requirements.
  2. Evidence that proposed product provides specified warranty.
  3. List of similar installations for completed projects with project names and addresses and names and addresses of architects and owners, if requested.
  4. Samples, if requested.
- B. Submittal Requirements: Approval by the Architect of Contractor's request for use of comparable product is not intended to satisfy other submittal requirements. Comply with specified submittal requirements.

## PART 3 - EXECUTION (Not Used)

END OF SECTION 016000

## SECTION 017300 - EXECUTION

### PART 1 - GENERAL

#### 1.1 RELATED DOCUMENTS

- A. Drawings and general provisions of the Contract, including General and Supplementary Conditions and other Division 01 Specification Sections, apply to this Section.

#### 1.2 SUMMARY

- A. Section includes general administrative and procedural requirements governing execution of the Work including, but not limited to, the following:
  - 1. Construction layout.
  - 2. Installation of the Work.
  - 3. Cutting and patching.
  - 4. Progress cleaning.
  - 5. Protection of installed construction.

#### 1.3 DEFINITIONS

- A. Cutting: Removal of in-place construction necessary to permit installation or performance of subsequent work.
- B. Patching: Fitting and repair work required to restore construction to original conditions after installation of subsequent work.

#### 1.4 QUALITY ASSURANCE

- A. Cutting and Patching: Comply with requirements for and limitations on cutting and patching of construction elements.
  - 1. Other Construction Elements: Do not cut and patch other construction elements or components in a manner that could change their load-carrying capacity, that results in reducing their capacity to perform as intended, or that results in increased maintenance or decreased operational life or safety. Other construction elements include but are not limited to the following:
    - a. Water, moisture, or vapor barriers.
    - b. Membranes and flashings.
    - c. Sprayed fire-resistive material.

## PART 2 - PRODUCTS

### 2.1 MATERIALS

- A. General: Comply with requirements specified in other Sections.
- B. In-Place Materials: Use materials for patching identical to in-place materials. For exposed surfaces, use materials that visually match in-place adjacent surfaces to the fullest extent possible.
  - 1. If identical materials are unavailable or cannot be used, use materials that, when installed, will provide a match acceptable to Architect for the visual and functional performance of in-place materials.

## PART 3 - EXECUTION

### 3.1 EXAMINATION

- A. Examination and Acceptance of Conditions: Before proceeding with each component of the Work, examine substrates, areas, and conditions, with Installer or Applicator present where indicated, for compliance with requirements for installation tolerances and other conditions affecting performance. Record observations.
  - 1. Examine roofs for suitable conditions where products and systems are to be installed.
  - 2. Verify compatibility with and suitability of substrates.
- B. Proceed with installation only after unsatisfactory conditions have been corrected. Proceeding with the Work indicates acceptance of surfaces and conditions.

### 3.2 PREPARATION

- A. Field Measurements: Take field measurements as required to fit the Work properly. Recheck measurements before installing each product. Where portions of the Work are indicated to fit to other construction, verify dimensions of other construction by field measurements before fabrication. Coordinate fabrication schedule with construction progress to avoid delaying the Work.

### 3.3 INSTALLATION

- A. General: Locate the Work and components of the Work accurately, in correct alignment and elevation, as indicated.
- B. Install products at the time and under conditions that will ensure the best possible results. Maintain conditions required for product performance until Substantial Completion.
- C. Conduct construction operations so no part of the Work is subjected to damaging operations or loading in excess of that expected during normal conditions of occupancy.

- D. Sequence the Work and allow adequate clearances to accommodate movement of construction items on site and placement in permanent locations.
- E. Tools and Equipment: Where possible, select tools or equipment that minimize production of excessive noise levels.
- F. Repair or remove and replace damaged, defective, or nonconforming Work.
  - 1. Comply with Section 017700 "Closeout Procedures" for repairing or removing and replacing defective Work.

### 3.4 CUTTING AND PATCHING

- A. Cutting and Patching, General: Employ skilled workers to perform cutting and patching. Proceed with cutting and patching at the earliest feasible time, and complete without delay.
  - 1. Cut in-place construction to provide for installation of other components or performance of other construction, and subsequently patch as required to restore surfaces to their original condition.
- B. Protection: Protect in-place construction during cutting and patching to prevent damage. Provide protection from adverse weather conditions for portions of Project that might be exposed during cutting and patching operations.
- C. Cutting: Cut in-place construction by sawing, operations, using methods least likely to damage elements retained or adjoining construction.
  - 1. In general, use hand or small power tools designed for sawing and grinding, not hammering and chopping. Cut holes and slots neatly to minimum size required, and with minimum disturbance of adjacent surfaces. Temporarily cover openings when not in use.
  - 2. Finished Surfaces: Cut or drill from the exposed or finished side into concealed surfaces.
  - 3. Proceed with patching after construction operations requiring cutting are complete.
- D. Patching: Patch construction by filling, repairing, refinishing, closing up, and similar operations following performance of other work. Patch with durable seams that are as invisible as practicable. Provide materials and comply with installation requirements specified in other Sections, where applicable.
  - 1. Inspection: Where feasible, test and inspect patched areas after completion to demonstrate physical integrity of installation.
  - 2. Exterior Building Enclosure: Patch components in a manner that restores enclosure to a weathertight condition and ensures thermal and moisture integrity of building enclosure.

### 3.5 PROGRESS CLEANING

- A. General: Clean Project site and work areas daily, including common areas. Enforce requirements strictly. Dispose of materials lawfully.
  - 1. Comply with requirements in NFPA 241 for removal of combustible waste materials and debris.



2. Do not hold waste materials more than seven days during normal weather or three days if the temperature is expected to rise above 80 deg.
  3. Containerize hazardous and unsanitary waste materials separately from other waste. Mark containers appropriately and dispose of legally, according to regulations.
    - a. Use containers intended for holding waste materials of type to be stored.
- B. Site: Maintain Project site free of waste materials and debris.
- C. Work Areas: Clean areas where work is in progress to the level of cleanliness necessary for proper execution of the Work.
1. Remove liquid spills promptly.
  2. Where dust would impair proper execution of the Work, broom-clean or vacuum the entire work area, as appropriate.
- D. Installed Work: Keep installed work clean. Clean installed surfaces according to written instructions of manufacturer or fabricator of product installed, using only cleaning materials specifically recommended. If specific cleaning materials are not recommended, use cleaning materials that are not hazardous to health or property and that will not damage exposed surfaces.
- E. Concealed Spaces: Remove debris from concealed spaces before enclosing the space.
- F. Exposed Surfaces in Finished Areas: Clean exposed surfaces and protect as necessary to ensure freedom from damage and deterioration at time of Substantial Completion.
- G. Waste Disposal: Do not bury or burn waste materials on-site. Do not wash waste materials down sewers or into waterways. Comply with waste disposal requirements in Section 015000 "Temporary Facilities and Controls" and Section 017419 "Construction Waste Management and Disposal."
- H. During handling and installation, clean and protect construction in progress and adjoining materials already in place. Apply protective covering where required to ensure protection from damage or deterioration at Substantial Completion.
- I. Clean and provide maintenance on completed construction as frequently as necessary through the remainder of the construction period. Adjust and lubricate operable components to ensure operability without damaging effects.
- J. Limiting Exposures: Supervise construction operations to ensure that no part of the construction, completed or in progress, is subject to harmful, dangerous, damaging, or otherwise deleterious exposure during the construction period.
- 3.6 PROTECTION OF INSTALLED CONSTRUCTION
- A. Provide final protection and maintain conditions that ensure installed Work is without damage or deterioration at time of Substantial Completion.

- B. Protection of Existing Items: Provide protection and ensure that existing items to remain undisturbed by construction are maintained in condition that existed at commencement of the Work.
- C. Comply with manufacturer's written instructions for temperature and relative humidity.

END OF SECTION 017300

## SECTION 017419 - CONSTRUCTION WASTE MANAGEMENT AND DISPOSAL

### PART 1 - GENERAL

#### 1.1 RELATED DOCUMENTS

- A. Drawings and general provisions of the Contract, including General and Supplementary Conditions and other Division 01 Specification Sections, apply to this Section.

#### 1.2 SUMMARY

- A. Section includes administrative and procedural requirements for the following:
  - 1. Salvaging nonhazardous demolition and construction waste.
  - 2. Recycling nonhazardous demolition and construction waste.
  - 3. Disposing of nonhazardous demolition and construction waste.

#### 1.3 DEFINITIONS

- A. Construction Waste: Building, structure, and site improvement materials and other solid waste resulting from construction, remodeling, renovation, or repair operations. Construction waste includes packaging.
- B. Demolition Waste: Building, structure, and site improvement materials resulting from demolition operations.
- C. Disposal: Removal of demolition or construction waste and subsequent salvage, sale, recycling, or deposit in landfill, incinerator acceptable to authorities having jurisdiction, or designated spoil areas on Owner's property.
- D. Recycle: Recovery of demolition or construction waste for subsequent processing in preparation for reuse.
- E. Salvage: Recovery of demolition or construction waste and subsequent sale or reuse in another facility.
- F. Salvage and Reuse: Recovery of demolition or construction waste and subsequent incorporation into the Work.

#### 1.4 MATERIALS OWNERSHIP

- A. Unless otherwise indicated, demolition and construction waste becomes property of Contractor.
- B. Historic items, relics, antiques, and similar objects including, but not limited to, cornerstones and their contents, commemorative plaques and tablets, and other items of interest or value to Owner that may be uncovered during demolition remain the property of Owner.

1. Carefully salvage in a manner to prevent damage and promptly return to Owner.

#### 1.5 INFORMATIONAL SUBMITTALS

- A. Waste Reduction Progress Reports: Concurrent with each Application for Payment, submit report. Include the following information:
  1. Material category.
  2. Generation point of waste.
  3. Total quantity of waste in tons.
  4. Quantity of waste recycled, both estimated and actual in tons.
- B. Recycling and Processing Facility Records: Indicate receipt and acceptance of recyclable waste by recycling and processing facilities licensed to accept them. Include manifests, weight tickets, receipts, and invoices.
- C. Landfill and Incinerator Disposal Records: Indicate receipt and acceptance of waste by landfills and incinerator facilities licensed to accept them. Include manifests, weight tickets, receipts, and invoices.

#### 1.6 QUALITY ASSURANCE

- A. Waste Management Coordinator Qualifications: Experienced firm, or individual employed and assigned by General Contractor, with a record of successful waste management coordination of projects with similar requirements. Superintendent may serve as Waste Management Coordinator.
- B. Regulatory Requirements: Comply with transportation and disposal regulations of authorities having jurisdiction.

#### PART 2 - PRODUCTS (Not Used)

#### PART 3 - EXECUTION

##### 3.1 IMPLEMENTATION

- A. General: Provide handling, containers, storage, signage, transportation, and other items as required to implement waste management activities during the entire duration of the Contract.
  1. Comply with operation, termination, and removal requirements in Section 015000 "Temporary Facilities and Controls."
- B. Training: Train workers, subcontractors, and suppliers on proper waste management procedures, as appropriate for the Work.
  1. Distribute waste management plan to everyone concerned within three days of submittal return.

2. Distribute waste management plan to entities when they first begin work on-site. Review plan procedures and locations established for salvage, recycling, and disposal.
- C. Site Access and Temporary Controls: Conduct waste management operations to ensure minimum interference with roads, streets, walks, walkways, and other adjacent occupied and used facilities.
1. Designate and label specific areas on Project site necessary for separating materials that are to be salvaged and recycled.
  2. Comply with Section 015000 "Temporary Facilities and Controls" for controlling dust and dirt, environmental protection, and noise control.
- D. Waste Management in Historic Zones or Areas: Transportation equipment and other materials shall be of sizes that clear surfaces within historic spaces, areas, rooms, and openings, by 12 inches.

### 3.2 DISPOSAL OF WASTE

- A. General: Except for items or materials to be salvaged or recycled, remove waste materials from Project site and legally dispose of them in a landfill or incinerator acceptable to authorities having jurisdiction.
1. Except as otherwise specified, do not allow waste materials that are to be disposed of to accumulate on-site.
  2. Remove and transport debris in a manner that will prevent spillage on adjacent surfaces and areas.
- B. Burning: Do not burn waste materials.

END OF SECTION 017419

## SECTION 017700 - CLOSEOUT PROCEDURES

### PART 1 - GENERAL

#### 1.1 RELATED DOCUMENTS

- A. Drawings and general provisions of the Contract, including General and Supplementary Conditions and other Division 01 Specification Sections, apply to this Section.

#### 1.2 SUMMARY

- A. Section includes administrative and procedural requirements for contract closeout, including, but not limited to, the following:
  - 1. Substantial Completion procedures.
  - 2. Final completion procedures.
  - 3. Final cleaning.
  - 4. Repair of the Work.
- B. Related Requirements:
  - 1. Section 017839 "Project Record Documents" for submitting Marked-Up, As-Built Drawings, Record Specifications, and Record Product Data.

#### 1.3 ACTION SUBMITTALS

- A. Contractor's List of Incomplete Items: Initial submittal at Substantial Completion.
- B. Certified List of Incomplete Items: Final submittal at final completion.
- C. Special Warranties.
- D. Record Drawings: Set of drawings redlined with any deviations for from the original contract drawings that may have been performed.

#### 1.4 SUBSTANTIAL COMPLETION PROCEDURES

- A. Contractor's List of Incomplete Items: Prepare and submit a list of items to be completed and corrected (Contractor's punch list), indicating the value of each item on the list and reasons why the Work is incomplete.
- B. Submittals Prior to Substantial Completion: Complete the following a minimum of 10 days prior to requesting inspection for determining date of Substantial Completion. List items below that are incomplete at time of request.
  - 1. Submit closeout submittals specified in other Division 01 Sections, including project record documents, operation and maintenance manuals, damage or settlement surveys, property surveys, and similar final record information.

2. Submit closeout submittals specified in individual Sections, including specific warranties, workmanship bonds, maintenance service agreements, final certifications, and similar documents.
  3. Submit maintenance material submittals specified in individual Sections, including tools, spare parts, extra materials, and similar items, and deliver to location designated by Architect. Label with manufacturer's name and model number.
    - a. Schedule of Maintenance Material Items: Prepare and submit schedule of maintenance material submittal items, including name and quantity of each item and name and number of related Specification Section. Obtain Architect's signature for receipt of submittals.
- C. Procedures Prior to Substantial Completion: Complete the following a minimum of 10 days prior to requesting inspection for determining date of Substantial Completion. List items below that are incomplete at time of request.
1. Instruct Owner's personnel in maintenance of products and systems.
  2. Terminate and remove temporary facilities from Project site, along with mockups, construction tools, and similar elements.
  3. Complete final cleaning requirements.
- D. Inspection: Submit a written request for inspection to determine Substantial Completion a minimum of 10 days prior to date the Work will be completed and ready for final inspection and tests. On receipt of request, Architect will either proceed with inspection or notify Contractor of unfulfilled requirements. Architect will prepare the Certificate of Substantial Completion after inspection or will notify Contractor of items, either on Contractor's list or additional items identified by Architect, that must be completed or corrected before certificate will be issued.
1. Request reinspection when the Work identified in previous inspections as incomplete is completed or corrected.
  2. Results of completed inspection will form the basis of requirements for final completion.

## 1.5 FINAL COMPLETION PROCEDURES

- A. Submittals Prior to Final Completion: Before requesting final inspection for determining final completion, complete the following:
1. Submit a final Application for Payment.
  2. Certified List of Incomplete Items: Submit certified copy of Architect's Substantial Completion inspection list of items to be completed or corrected (punch list), endorsed and dated by Architect. Certified copy of the list shall state that each item has been completed or otherwise resolved for acceptance.
- B. Inspection: Submit a written request for final inspection to determine acceptance a minimum of 10 days prior to date the work will be completed and ready for final inspection and tests. On receipt of request, Architect will either proceed with inspection or notify Contractor of unfulfilled requirements. Architect will prepare a final Certificate for Payment after inspection or will notify Contractor of construction that must be completed or corrected before certificate will be issued.

1. Request reinspection when the Work identified in previous inspections as incomplete is completed or corrected.

### 1.6 LIST OF INCOMPLETE ITEMS (PUNCH LIST)

- A. Organization of List: Include name and identification of each space and area affected by construction operations for incomplete items and items needing correction including, if necessary, areas disturbed by Contractor that are outside the limits of construction.
  1. Organize list of spaces in sequential order.
  2. Organize items applying to each space by major element, including categories for ceiling, individual walls, floors, equipment, and building systems.
  3. Include the following information at the top of each page:
    - a. Project name.
    - b. Date.
    - c. Name of Architect.
    - d. Name of Contractor.
    - e. Page number.
  4. Submit list of incomplete items in the following format:
    - a. PDF electronic file. Architect will return annotated file.

### PART 2 - PRODUCTS – Not Used

### PART 3 - EXECUTION

#### 3.1 FINAL CLEANING

- A. General: Perform final cleaning. Conduct cleaning and waste-removal operations to comply with local laws and ordinances and Federal and local environmental and antipollution regulations.
- B. Cleaning: Employ experienced workers for final cleaning. Clean each surface or unit to condition expected in an average commercial building cleaning and maintenance program. Comply with manufacturer's written instructions.
  1. Complete the following cleaning operations before requesting inspection for certification of Substantial Completion for entire Project or for a designated portion of Project:
    - a. Clean Project site, yard, and grounds, in areas disturbed by construction activities, including landscape development areas, of rubbish, waste material, litter, and other foreign substances.
    - b. Sweep paved areas broom clean. Remove petrochemical spills, stains, and other foreign deposits.
    - c. Remove tools, construction equipment, machinery, and surplus material from Project site.



- d. Remove debris from roofs.
- C. Construction Waste Disposal: Comply with waste disposal requirements in Section 017419 "Construction Waste Management and Disposal."

### 3.2 REPAIR OF THE WORK

- A. Complete repair and restoration operations before requesting inspection for determination of Substantial Completion.
- B. Repair, or remove and replace, defective construction. Repairing includes replacing defective parts, refinishing damaged surfaces, and touching up with matching materials. Where damaged items cannot be repaired or restored, provide replacements. Restore damaged construction and permanent facilities used during construction to specified condition.
  - 1. Remove and replace chipped, scratched, and broken glass, reflective surfaces, and other damaged transparent materials.
  - 2. Touch up and otherwise repair and restore marred or exposed finishes and surfaces. Replace finishes and surfaces that already show evidence of repair or restoration.

END OF SECTION 017700

## SECTION 017839 - PROJECT RECORD DOCUMENTS

### PART 1 - GENERAL

#### 1.1 RELATED DOCUMENTS

- A. Drawings and general provisions of the Contract, including General and Supplementary Conditions and other Division 01 Specification Sections, apply to this Section.

#### 1.2 SUMMARY

- A. Section includes administrative and procedural requirements for project record documents, including the following:
  - 1. Record Drawings.
  - 2. Record Specifications.
  - 3. Record Product Data.
  - 4. Miscellaneous record submittals.
- B. Related Requirements:
  - 1. Section 017700 "Closeout Procedures" for general closeout procedures.

#### 1.3 CLOSEOUT SUBMITTALS

- A. Record Drawings: Comply with the following:
  - 1. Number of Copies: Submit one set of marked-up drawing prints.
- B. Record Specifications: Submit one paper copy of Project's Specifications, including addenda and contract modifications.
- C. Miscellaneous Record Submittals: See other Specification Sections for miscellaneous record-keeping requirements and submittals in connection with various construction activities. Submit one paper copy of each submittal.

#### 1.4 RECORD DRAWINGS

- A. Record Prints: Maintain one set of marked-up paper copies of the Contract Drawings and Shop Drawings, incorporating new and revised drawings as modifications are issued.
  - 1. Preparation: Mark record prints to show the actual installation where installation varies from that shown originally. Require individual or entity who obtained record data, whether individual or entity is Installer, subcontractor, or similar entity, to provide information for preparation of corresponding marked-up record prints.

- a. Give particular attention to information on concealed elements that would be difficult to identify or measure and record later.
  - b. Accurately record information in an acceptable drawing technique.
  - c. Record data as soon as possible after obtaining it.
  - d. Record and check the markup before enclosing concealed installations.
  - e. Cross-reference record prints to corresponding photographic documentation.
2. Content: Types of items requiring marking include, but are not limited to, the following:
- a. Dimensional changes to Drawings.
  - b. Revisions to details shown on Drawings.
  - c. Changes made by Change Order or Construction Work Change Directive.
  - d. Changes made following Architect's written orders.
  - e. Details not on the original Contract Drawings.
  - f. Field records for variable and concealed conditions.
  - g. Record information on the Work that is shown only schematically.
3. Mark the Contract Drawings and Shop Drawings completely and accurately. Use personnel proficient at recording graphic information in production of marked-up record prints.
4. Mark record sets with red-colored pen. Use other colors to distinguish between changes for different categories of the Work at same location.
5. Mark important additional information that was either shown schematically or omitted from original Drawings.
6. Note Construction Change Directive numbers, alternate numbers, Change Order numbers, and similar identification, where applicable.

## 1.5 RECORD SPECIFICATIONS

- A. Preparation: Mark Specifications to indicate the actual product installation where installation varies from that indicated in Specifications, addenda, and contract modifications.
1. Give particular attention to information on concealed products and installations that cannot be readily identified and recorded later.
  2. Mark copy with the proprietary name and model number of products, materials, and equipment furnished, including substitutions and product options selected.
  3. Record the name of manufacturer, supplier, Installer, and other information necessary to provide a record of selections made.
  4. For each principal product, indicate whether record Product Data has been submitted in operation and maintenance manuals instead of submitted as record Product Data.
  5. Note related Change Orders and record Drawings where applicable.
- B. Format: Submit record Specifications as paper copy of marked-up paper copy of Specifications.

## 1.6 RECORD PRODUCT DATA

- A. Recording: Maintain one copy of each submittal during the construction period for project record document purposes. Post changes and revisions to project record documents as they occur; do not wait until end of Project.

- B. Preparation: Mark Product Data to indicate the actual product installation where installation varies substantially from that indicated in Product Data submittal.
  - 1. Give particular attention to information on concealed products and installations that cannot be readily identified and recorded later.
  - 2. Include significant changes in the product delivered to Project site and changes in manufacturer's written instructions for installation.
  - 3. Note related Change Orders record Specifications and record Drawings where applicable.
- C. Format: Submit record Product Data as paper copy of marked-up paper copy of Product Data.
  - 1. Include record Product Data directory organized by Specification Section number and title, electronically linked to each item of record Product Data.

#### 1.7 MISCELLANEOUS RECORD SUBMITTALS

- A. Assemble miscellaneous records required by other Specification Sections for miscellaneous record keeping and submittal in connection with actual performance of the Work. Bind or file miscellaneous records and identify each, ready for continued use and reference.
- B. Format: Submit miscellaneous record submittals as paper copy of marked-up miscellaneous record submittals.
  - 1. Include miscellaneous record submittals directory organized by Specification Section number and title, electronically linked to each item of miscellaneous record submittals.

#### 1.8 MAINTENANCE OF RECORD DOCUMENTS

- A. Maintenance of Record Documents: Store record documents in the office apart from the Contract Documents used for construction. Do not use project record documents for construction purposes. Maintain record documents in good order and in a clean, dry, legible condition, protected from deterioration and loss.

### PART 2 - PRODUCTS

### PART 3 - EXECUTION

END OF SECTION 017839

## SECTION 024119 - SELECTIVE DEMOLITION

### PART 1 - GENERAL

#### 1.1 SUMMARY

A. Section Includes:

1. Demolition and removal of selected portions of building or structure.

B. Related Requirements:

1. Section 011000 "Summary" for restrictions on use of the premises, Owner-occupancy requirements, and phasing requirements.
2. Section 017300 "Execution" for cutting and patching procedures.

#### 1.2 DEFINITIONS

- A. Remove: Detach items from existing construction and dispose of them off-site unless indicated to be salvaged or reinstalled.
- B. Remove and Salvage: Detach items from existing construction, in a manner to prevent damage, and deliver to Owner ready for reuse.
- C. Remove and Reinstall: Detach items from existing construction, in a manner to prevent damage, prepare for reuse, and reinstall where indicated.
- D. Existing to Remain: Leave existing items that are not to be removed and that are not otherwise indicated to be salvaged or reinstalled.
- E. Dismantle: To remove by disassembling or detaching an item from a surface, using gentle methods and equipment to prevent damage to the item and surfaces; disposing of items unless indicated to be salvaged or reinstalled.

#### 1.3 MATERIALS OWNERSHIP

- A. Unless otherwise indicated, demolition waste becomes property of Contractor.
- B. Historic items, relics, antiques, and similar objects including, but not limited to, cornerstones and their contents, commemorative plaques and tablets, and other items of interest or value to Owner that may be uncovered during demolition remain the property of Owner.
1. Carefully salvage in a manner to prevent damage and promptly return to Owner.

#### 1.4 INFORMATIONAL SUBMITTALS

- A. Proposed Protection Measures: Submit report, including Drawings, that indicates the measures proposed for protecting individuals and property, for environmental protection, for dust control, and for noise control. Indicate proposed locations and construction of barriers.
- B. Schedule of Selective Demolition Activities: Indicate the following:
  - 1. Detailed sequence of selective demolition and removal work, with starting and ending dates for each activity. Ensure Owner's on-site operations are uninterrupted.
  - 2. Coordination of Owner's continuing occupancy of portions of existing building.

#### 1.5 FIELD CONDITIONS

- A. Owner will occupy portions of building immediately adjacent to selective demolition area. Conduct selective demolition so Owner's operations will not be disrupted.
- B. Conditions existing at time of inspection for bidding purpose will be maintained by Owner as far as practical.
- C. Notify Architect of discrepancies between existing conditions and Drawings before proceeding with selective demolition.
- D. Hazardous Materials: It is not expected that hazardous materials will be encountered in the Work.
  - 1. If suspected hazardous materials are encountered, do not disturb; immediately notify Architect and Owner.
- E. Storage or sale of removed items or materials on-site is not permitted.
- F. Utility Service: Maintain existing utilities indicated to remain in service and protect them against damage during selective demolition operations.
  - 1. Maintain fire-protection facilities in service during selective demolition operations.

#### 1.6 COORDINATION

- A. Arrange selective demolition schedule so as not to interfere with Owner's operations.

### PART 2 - PRODUCTS

#### 2.1 PERFORMANCE REQUIREMENTS

- A. Regulatory Requirements: Comply with hauling and disposal regulations of authorities having jurisdiction.

## PART 3 - EXECUTION

### 3.1 EXAMINATION

- A. Survey of Existing Conditions: Record existing conditions by use of photographs or video.
  - 1. Provide photographs or video of conditions that might be misconstrued as damage caused by operations.

### 3.2 PROTECTION

- A. Temporary Protection: Provide temporary barricades and other protection required to prevent injury to people and damage to adjacent buildings and facilities to remain.
  - 1. Provide protection to ensure safe passage of people around selective demolition area and to and from occupied portions of building.
  - 2. Provide temporary weather protection, during interval between selective demolition of existing construction on exterior surfaces and new construction, to prevent water leakage and damage to structure and interior areas.
  - 3. Protect walls, ceilings, floors, and other existing finish work that are to remain or that are exposed during selective demolition operations.
- B. Remove temporary barricades and protections where hazards no longer exist.

### 3.3 SELECTIVE DEMOLITION, GENERAL

- A. General: Demolish and remove existing construction only to the extent required by new construction and as indicated. Use methods required to complete the Work within limitations of governing regulations and as follows:
  - 1. Proceed with selective demolition systematically, from higher to lower level.
  - 2. Cut from the exposed or finished side into concealed surfaces to avoid marring existing finished surfaces.
  - 3. Do not use cutting torches.
  - 4. Remove decayed, vermin-infested, or otherwise dangerous or unsuitable materials and promptly dispose of off-site.
  - 5. Locate selective demolition equipment and remove debris and materials so as not to impose excessive loads on supporting walls, floors, or framing.
  - 6. Dispose of demolished items and materials promptly. Comply with requirements in Section 017419 "Construction Waste Management and Disposal."
- B. Site Access and Temporary Controls: Conduct selective demolition and debris-removal operations to ensure minimum interference with roads, streets, walks, walkways, and other adjacent occupied and used facilities.
- C. Existing Items to Remain: Protect construction indicated to remain against damage and soiling during selective demolition. When permitted by Architect, items may be removed to a suitable,

protected storage location during selective demolition and cleaned and reinstalled in their original locations after selective demolition operations are complete.

### 3.4 SELECTIVE DEMOLITION PROCEDURES FOR SPECIFIC MATERIALS

- A. Roofing: Remove no more existing roofing than what can be covered in one day by new roofing so that building interior remains watertight and weathertight. See roofing specifications for new roofing requirements.
  - 1. Remove existing roof membrane, flashings, copings, perimeter metal, wood blocking and roof accessories.
  - 2. Remove existing roofing system down to substrate.

### 3.5 DISPOSAL OF DEMOLISHED MATERIALS

- A. Remove demolition waste materials from Project site and dispose of them in an EPA-approved construction and demolition waste landfill acceptable to authorities having jurisdiction.
  - 1. Do not allow demolished materials to accumulate on-site.
  - 2. Remove and transport debris in a manner that will prevent spillage on adjacent surfaces and areas.
  - 3. Remove debris from elevated portions of building by chute, hoist, or other device that will convey debris to grade level in a controlled descent.
  - 4. Comply with requirements specified in Section 017419 "Construction Waste Management and Disposal."
- B. Burning: Do not burn demolished materials.

### 3.6 CLEANING

- A. Clean adjacent structures and improvements of dust, dirt, and debris caused by selective demolition operations. Return adjacent areas to condition existing before selective demolition operations began.

END OF SECTION 024119



## SECTION 061053 - MISCELLANEOUS ROUGH CARPENTRY

### PART 1 - GENERAL

#### 1.1 RELATED DOCUMENTS

- A. Drawings and general provisions of the Contract, including General and Supplementary Conditions and Division 01 Specification Sections, apply to this Section.

#### 1.2 SUMMARY

- A. Section Includes:
  - 1. New wall studs.
  - 2. Wood blocking and nailers.
  - 3. Plywood wall sheathing.

#### 1.3 DEFINITIONS

- A. Boards or Strips: Lumber of less than 2 inches nominal size in least dimension.
- B. Dimension Lumber: Lumber of 2 inches nominal or greater size but less than 5 inches nominal size in least dimension.

#### 1.4 INFORMATIONAL SUBMITTALS

- A. Evaluation Reports: For the following, from ICC-ES:
  - 1. Preservative-treated wood.

#### 1.5 DELIVERY, STORAGE, AND HANDLING

- A. Stack lumber flat with spacers beneath and between each bundle to provide air circulation. Protect lumber from weather by covering with waterproof sheeting, securely anchored. Provide for air circulation around stacks and under coverings.

### PART 2 - PRODUCTS

#### 2.1 WOOD PRODUCTS, GENERAL

- A. Lumber: DOC PS 20 and applicable rules of grading agencies indicated. If no grading agency is indicated, provide lumber that complies with the applicable rules of any rules-writing agency

certified by the ALSC Board of Review. Provide lumber graded by an agency certified by the ALSC Board of Review to inspect and grade lumber under the rules indicated.

1. Factory mark each piece of lumber with grade stamp of grading agency.
2. Dress lumber, S4S, unless otherwise indicated.

B. Maximum Moisture Content of Lumber: 19 percent, unless otherwise indicated.

## 2.2 WOOD-PRESERVATIVE-TREATED MATERIALS

A. Preservative Treatment by Pressure Process: AWWPA U1; Use Category UC3b for exterior construction not in contact with ground.

1. Preservative Chemicals: Acceptable to authorities having jurisdiction and containing no arsenic or chromium.

B. Kiln-dry lumber after treatment to a maximum moisture content of 19 percent. Do not use material that is warped or does not comply with requirements for untreated material.

C. Mark lumber with treatment quality mark of an inspection agency approved by the ALSC Board of Review.

1. For exposed lumber indicated to receive a stained or natural finish, mark end or back of each piece or omit marking and provide certificates of treatment compliance issued by inspection agency.

D. Application: Treat all miscellaneous carpentry unless otherwise indicated.

## 2.3 MISCELLANEOUS LUMBER

A. General: Provide miscellaneous lumber indicated and lumber for support or attachment of other construction, including the following:

1. Blocking.
2. Nailers.
3. Wall Studs.

B. Dimension Lumber Items: Construction or No. 2 grade lumber of the following species:

1. Mixed southern pine or southern pine; SPIB.

C. For blocking and nailers used for attachment of other construction, select and cut lumber to eliminate knots and other defects that will interfere with attachment of other work.

D. Plywood: C-D Grade, Exposure 1 and minimum ½" thickness.

## 2.4 MISCELLANEOUS MATERIALS

A. Asphalt Primer

- B. 30# Felt: ASTM D4869/D4869M Type IV

## 2.5 FASTENERS

- A. General: Provide fasteners of size and type indicated that comply with requirements specified in this article for material and manufacture.
  - 1. Where carpentry is exposed to weather, pressure-preservative treated, or in area of high relative humidity, provide fasteners with hot-dip zinc coating complying with ASTM A153/A153M.
- B. Screws, Nails, Brads, and Staples: ASTM F1667.

## PART 3 - EXECUTION

### 3.1 INSTALLATION, GENERAL

- A. Remove all existing perimeter wood nailers. New pressure treated wood nailers to be installed at the perimeter.
- B. Framing Standard: Comply with AF&PA's WCD 1, "Details for Conventional Wood Frame Construction," unless otherwise indicated.
- C. Set carpentry to required levels and lines, with members plumb, true to line, cut, and fitted. Fit carpentry accurately to other construction. Locate nailers, blocking, and similar supports to comply with requirements for attaching other construction.
- D. Sort and select lumber so that natural characteristics do not interfere with installation or with fastening other materials to lumber. Do not use materials with defects that interfere with function of member or pieces that are too small to use with minimum number of joints or optimum joint arrangement.
- E. Comply with AWWA M4 for applying field treatment to cut surfaces of preservative-treated lumber.
  - 1. Use inorganic boron for items that are continuously protected from liquid water.
  - 2. Use copper naphthenate for items not continuously protected from liquid water.
- F. Where wood-preservative-treated lumber is installed adjacent to metal decking, install a coat of asphalt primer to the metal decking where lumber would be in contact with the metal deck.
- G. Securely attach carpentry work to substrate by anchoring and fastening as indicated, complying with the following:
  - 1. Table 2304.9.1, "Fastening Schedule," in ICC's International Building Code.
  - 2. ICC-ES evaluation report for fastener.

- H. Use steel common nails unless otherwise indicated. Make tight connections between members. Install fasteners without splitting wood. Drive nails snug but do not countersink nail heads unless otherwise indicated.

### 3.2 INSTALLATION OF STUD WALL

- A. Studs: Select studs for straightness and set plumb, true, and in alignment. Sizes and spacing of studs must be 16". Toe-nail studs to sills or sole plates with four 8-penny nails or fasten with metal nailing clips or connectors.
- B. Plates: Use plates for walls and partitions of the same width as the studs to form continuous horizontal ties. Splice single plates. built up of one nominal 2-inch-thick member. Top plates for nonbearing partitions must be single plates of the same size as the studs. Nail lower members of single top plates to each stud and corner post with two 16-penny nails. Anchor sole plates to metal structural member with screws, two near each end and at not more than 1' foot o.c. Anchor the top plates to the metal structural member in the same manner.

### 3.3 INSTALLATION OF PLYWOOD SHEATHING

- A. Apply horizontally. Extend sheathing over and nail to sill and top plate. A but sheathing edges over centerlines of supports. Allow 1/8 inch spacing between panels and 1/8 inch at windows and doors. Stagger vertical end joints. Nail panels with 8-penny nails spaced 6 inches o.c. along edges of the panel and 12 inches o.c. over intermediate supports. Keep nails 3/8 inches away from panel edges. Provide 2 by 4 blocking for horizontal edges not otherwise supported.

### 3.4 INSTALLATION OF UNDERLAYMENT

- A. Install thirty pound felt in a shingle fashion using button caps to cover the plywood sheathing.

### 3.5 INSTALLATION OF WOOD BLOCKING AND NAILER

- A. Install where indicated and where required for attaching other work. Form to shapes indicated and cut as required for true line and level of attached work. Coordinate locations with other work involved.
- B. Attach items to substrates to support applied loading. Recess bolts and nuts flush with surfaces unless otherwise indicated.

### 3.6 PROTECTION

- A. Protect miscellaneous rough carpentry from weather. If, despite protection, miscellaneous rough carpentry becomes wet, apply EPA-registered borate treatment. Apply borate solution by spraying to comply with EPA-registered label.

END OF SECTION 061053

## SECTION 070150.19 - PREPARATION FOR REROOFING

### PART 1 - GENERAL

#### 1.1 RELATED DOCUMENTS

- A. Drawings and general provisions of the Contract, including General and Supplementary Conditions and Division 01 Specification Sections, apply to this Section.

#### 1.2 SUMMARY

- A. Section Includes:
  - 1. Tear-off of roof system at areas indicated on Drawings.

#### 1.3 DEFINITIONS

- A. Roof Tear-off: Removal of existing roofing system down to existing roof deck.
- B. Roofing Terminology: Definitions in ASTM D1079 and glossary of NRCA's "The NRCA Roofing Manual: Membrane Roof Systems" apply to work of this Section.

#### 1.4 PREINSTALLATION MEETINGS

- A. Preliminary Roofing Conference: Before starting removal Work, conduct conference at Project site.
  - 1. Meet with Owner, Architect, roofing Installer, and installers whose work interfaces with or affects roofing, including installers of roof accessories and roof-mounted equipment.
  - 2. Review methods and procedures related to roofing tear-off, including, but not limited to, the following:
    - a. Reroofing preparation, including roofing system manufacturer's written instructions.
    - b. Roof drainage during each stage of reroofing.
    - c. Construction schedule and availability of materials, Installer's personnel, equipment, and facilities needed to avoid delays.
    - d. Condition and acceptance of existing roof deck and base flashing substrate for reuse.
    - e. Structural loading limitations of roof deck during reroofing.
    - f. Base flashings, special roofing details, drainage, penetrations, equipment curbs, and condition of other construction that affect reroofing.
    - g. HVAC shutdown and sealing of air intakes.
    - h. Existing conditions that may require Architect notification before proceeding.

## 1.5 INFORMATIONAL SUBMITTALS

- A. Photographs or Videotape: Show existing conditions of adjoining construction and site improvements, including exterior and interior finish surfaces that might be misconstrued as having been damaged by reroofing operations.
  - 1. Submit before Work begins.

## 1.6 FIELD CONDITIONS

- A. Existing Roofing System: Smooth surfaced built-up roof (BUR) system.
- B. Owner will occupy portions of building immediately below reroofing area.
  - 1. Conduct reroofing so Owner's operations are not disrupted.
  - 2. Provide Owner with not less than 72 hours' written notice of activities that may affect Owner's operations.
  - 3. Coordinate work activities daily with Owner so Owner has adequate advance notice to place protective dust and water-leakage covers over sensitive equipment and furnishings.
  - 4. Before working over structurally impaired areas of deck, notify Owner to evacuate occupants from below affected area.
    - a. Verify that occupants below work area have been evacuated before proceeding with work over impaired deck area.
- C. Protect building to be reroofed, adjacent buildings, walkways, site improvements, exterior plantings, and landscaping from damage or soiling from reroofing operations.
- D. Maintain access to existing walkways, corridors, and other adjacent occupied or used facilities.
- E. Conditions existing at time of inspection for bidding will be maintained by Owner as far as practical.
- F. Limit construction loads on existing roof areas to remain, and existing roof areas scheduled to be reroofed to 20 PSF for uniformly distributed loads.
- G. Weather Limitations: Proceed with reroofing preparation only when existing and forecasted weather conditions permit Work to proceed without water entering existing roofing system or building.
  - 1. Remove only as much roofing in one day as can be made watertight in the same day.
- A. Hazardous Materials: It is not expected that hazardous materials will be encountered in the Work.
  - 1. If suspected hazardous materials are encountered, do not disturb; immediately notify Architect and Owner.

## PART 2 - PRODUCTS

## 2.1 STEEL DECK

- A. Roof Deck: FM Approved or UL listed 22 gauge minimum; galvanized steel profile to conform to existing deck profile at end and side laps conforming to ASTM A653 with minimum yield strength of 33 ksi and profile "Type B".
- B. Roof Deck Fasteners:
  - 1. Deck-to-structural steel:
    - a. Fasteners shall be FM Approved, self-drilling deck fasteners of length and type as required by fastener manufacturer for thickness of structural steel. Acceptable manufacturers include:
      - 1) ITW Buildex Corp. 12-24 Tek 5.
      - 2) SFS Intec Impax 12-24 SD5.
      - 3) Blazer ¼-20 DP5.
  - 2. Deck-to-deck side lap fasteners:
    - a. Fasteners shall be FM Approved self-drilling deck side lap fasteners of length and type as required by fastener manufacturer for thickness of steel deck. Acceptable manufacturers include:
      - 1) ITW Buildex Corp. 10-16 Tek 3.
      - 2) SFS Intec #10-16 SD3.
      - 3) Blazer #10-16 DP3.
- C. Rust Inhibitive Primer:
  - 1. Basis of Design: Rust-oleum, Professional High Performance Metal Primer or equivalent product.

## 2.2 GALVANIZED STEEL PLATES

- A. Steel Plates for Deck Openings of size to extend a minimum of 6" beyond opening on each side of thickness as indicated in Contract Drawings.
  - 1. Deck opening up to 8" in any one direction: 18 gauge.
  - 2. Deck opening from 8" to 13" in any one direction: 16 gauge.
  - 3. Deck opening from 13" to 24" in any one direction: 1/8" thick.

4. Deck opening greater than 24” in any one direction: Steel deck or plate as determined by Engineer.

### PART 3 - EXECUTION

#### 3.1 PREPARATION

- A. Seal or isolate windows that may be exposed to airborne substances created in removal of existing materials.
- B. Shut off rooftop utilities and service piping before beginning the Work.
- C. Coordinate with Owner to shut down air-intake equipment in the vicinity of the Work.
  1. Cover air-intake louvers before proceeding with reroofing work that could affect indoor air quality or activate smoke detectors in the ductwork.
- D. During removal operations, have sufficient and suitable materials on-site to facilitate rapid installation of temporary protection in the event of unexpected rain.

#### 3.2 ROOF TEAR-OFF

- A. Notify Owner each day of extent of roof tear-off proposed for that day.
- B. Lower removed roofing materials to ground and onto lower roof levels, using dust-tight chutes or other acceptable means of removing materials from roof areas.
- C. Roof Tear-off: Where indicated on Drawings, remove existing roofing and other roofing system components down to the existing concrete and metal decks.

#### 3.3 DECK PREPARATION

- A. Inspect deck after tear-off of roofing system.
- B. If broken or loose fasteners that secure deck boards to structure are observed, or if deck appears or feels inadequately attached, immediately notify Architect.
  1. Do not proceed with installation until directed by Architect.
- C. If deck is exhibiting signs of rust but still structurally sound, prepare deck by removing the rust and priming the deck with rust inhibitive primer.
- D. If deck surface is unsuitable for receiving new roofing or if structural integrity of deck is suspect, immediately notify Architect.
  1. Do not proceed with installation until directed by Architect.



### 3.4 METAL DECK REPAIR

- A. Where steel deck is rusted but remains structurally sound, thoroughly clean deck units of rust and foreign matter with a wire brush. Paint with specified rust inhibitive metal primer. Where steel deck is damaged or rusted through in small areas, clean deck units of rust with a wire brush. Paint with specified metal primer. Install over the damaged area a steel plate secured to the existing steel deck with sheet metal screws around the perimeter of the plate at 6 inches on center. Extend the new steel plate a minimum of 6 inches onto the surface of the existing steel deck beyond the damaged area. Where steel deck units are severely damaged or have deteriorated over large areas, remove the entire existing deck unit and install new decking of the same type and gauge as the existing. Lap new deck units over the existing the same manner as originally installed but not less than 6 inches. Lap ends only over structural framing. Secure to structural framing with specified fasteners at 6 inches on center at each framing member. Secure deck side laps at not more than 36 inches on center. Workers shall apply their weight over the area being fastened to prevent deck deflection and ensure complete contact between fasteners, deck and/or structural steel.

### 3.5 DISPOSAL

- A. Collect demolished materials and place in containers.
1. Promptly dispose of demolished materials.
  2. Do not allow demolished materials to accumulate on-site.
  3. Storage or sale of demolished items or materials on-site is not permitted.
- B. Transport and legally dispose of demolished materials off Owner's property.

END OF SECTION 070150.19

SECTION 07 42 13

METAL WALL PANELS

PART 1 GENERAL

1.1 REFERENCES

The publications listed below form a part of this specification to the extent referenced. The publications are referred to within the text by the basic designation only.

AMERICAN IRON AND STEEL INSTITUTE (AISI)

AISI S100 (2012) North American Specification for the Design of Cold-Formed Steel Structural Members

AMERICAN SOCIETY OF CIVIL ENGINEERS (ASCE)

ASCE 7 (2010; Errata 2011; Supp 1 2013) Minimum Design Loads for Buildings and Other Structures

ASTM INTERNATIONAL (ASTM)

ASTM A653/A653M (2013) Standard Specification for Steel Sheet, Zinc-Coated (Galvanized) or Zinc-Iron Alloy-Coated (Galvannealed) by the Hot-Dip Process

ASTM A792/A792M (2010) Standard Specification for Steel Sheet, 55% Aluminum-Zinc Alloy-Coated by the Hot-Dip Process

ASTM C920 (2014a) Standard Specification for Elastomeric Joint Sealants

METAL BUILDING MANUFACTURERS ASSOCIATION (MBMA)

MBMA MBSM (2002) Metal Building Systems Manual

NATIONAL ASSOCIATION OF ARCHITECTURAL METAL MANUFACTURERS (NAAMM)

SMACNA 1793 (2012) Architectural Sheet Metal Manual, 7th Edition

UNDERWRITERS LABORATORIES (UL)

1.2 DEFINITIONS

- A. Metal Wall Panel: Metal wall panels, attachment system components and accessories necessary for a complete wall system.

### 1.3 DESCRIPTION OF WALL PANEL SYSTEM

- A. Factory color finished, galvalume metal R-panel system with exposed fastening attachment. Panel profile must be R-panel to match existing wall panels on Roof Area 2.

#### 1.3.1 Metal Wall Panel General Performance

- A. Comply with performance requirements, conforming to AISI S100, without failure due to defective manufacture, fabrication, installation, or other defects in construction. Wall panels and accessory components must conform to the following standards:
  - 1. ASTM A792/A792M for metallic coated steel sheet for exterior coil pre-painted applications.

### 1.4 SUBMITTALS

- A. Submit the following in accordance with Section 01 33 00 SUBMITTAL PROCEDURES:

- i. Submit Manufacturer's catalog data for the following items:
  - ii. Wall Panels
  - iii. Factory Color Finish
  - iv. Sealants and Caulking
  - v. Accessories

- b. Samples

- i. Color chart and chips.

- c. Design Data

- i. Methods and requirements of attachment

- d. Test Reports

- i. Wind Load Tests

### 1.5 ACTION SUBMITTALS

- A. Submit Documentation for the following items:
- B. Qualification of Manufacturer
- C. Qualification of Installation Contractor
- D. Sample Warranty
- E. Product Data for listed items in the product section.

## 1.6 CLOSEOUT SUBMITTALS

- A. Special Warranty: 30-year finish warranty.
- B. Maintenance Instructions

## 1.7 QUALITY ASSURANCE

- a. Approved Warranty
- b. Methods and procedures related to installation of wall panels, including manufacturer's written instructions. Explicitly identify in writing, differences between manufacturer's instructions and the specified requirements.
- c. Support conditions for compliance with requirements, including alignment between and attachment to structural members.
- d. Flashing, special siding details, wall penetrations, openings, and condition of other construction that will affect metal wall panels.
- e. Temporary protection requirements for metal wall panel assembly during and after installation.

## 1.8 PROJECT CONDITIONS

- A. Verify locations of wall framing and opening dimensions by field measurements before metal wall panel fabrication and indicate measurements on Shop Drawings.
- B. Proceed with installation preparation only when existing and forecasted weather conditions permit Work to proceed without water entering into wall system or building.

## 1.12 WARRANTY

- A. Special Warranty: Furnish manufacturer's 30-year finish warranty.

## PART 2 PRODUCTS

### 2.1 FABRICATION

- A. Unless approved otherwise, fabricate and finish metal wall panels and accessories at the factory to greatest extent possible, by manufacturer's standard procedures and processes and as necessary to fulfill indicated and specified performance requirements. Comply with indicated profiles and with dimensional and structural requirements.

#### 2.1.1 Sheet Metal Accessories

Fabricate flashing and trim to comply with recommendations in SMACNA 1793 that apply to the design, dimensions, metal, and other characteristics of item indicated:

- A. Form exposed sheet metal accessories that are without excessive oil canning, buckling, and tool marks and that are true to line and levels indicated, with exposed edges folded back to form hems.
- B. Sealed Joints: form non-expansion but movable joints in metal to accommodate elastomeric sealant to comply with SMACNA 1793.
- C. Conceal fasteners and expansion provisions where possible.
- D. Fabricate cleats and attachment devices of size and metal thickness recommended by SMACNA 1793 or by metal wall panel manufacturer for application, but not less than thickness of metal being secured.

## 2.2 PANEL MATERIALS

### 2.2.1 Steel Sheet

Roll-form steel wall panels to the specified to the R-Panel style, with  $f_y = 50$  ksi, 24 gauge and depth as indicated. Material must be plumb and true, and within the tolerances listed:

- A. Aluminum-Zinc Alloy-coated Steel Sheet conforming to ASTM A792/A792M.
- B. Individual panels must be continuous length to cover the entire height of any unbroken wall area with no end laps and formed without warping, waviness, or ripples that are not part of the panel profile and free of damage to the finish coating system.
- C. Provide R- Panels with thermal expansion and contraction consistent with the type of system specified.

### 2.2.2 Factory Color Finish

- A. All panels are to receive a factory-applied polyvinylidene fluoride Kynar 500/Hylar 5000 finish consisting of a baked-on top-coat with a manufacturer's recommended prime coat conforming to the following:

#### 2.2.2.3 Color

- A. Provide exterior finish color as selected by the Owner to match existing panels on Roof Area 2.

## 2.4 FASTENERS

- A. Exposed Fasteners: Provide hot dipped galvanized fasteners for wall panels compatible with the sheet panel or flashing and of a type and size recommended by the manufacturer to meet the performance requirements and design loads. Fasteners for accessories must be the manufacturer's standard. Provide an integral metal washer with compressible sealing EPDM gasket. Factory painted to match adjacent sheet metal.

## 2.5 ACCESSORIES

- A. Sealants: must be an approved gun grade, non-sag two-component polyurethane and conforming to ASTM C920, Type II. Color to match panel colors.

## 2.6 SHEET METAL FLASHING AND TRIM

### 2.6.1 Fabrication

- A. Shop fabricate sheet metal flashing and trim where practicable to comply with recommendations in SMACNA 1793 that apply to design, dimensions, metal, and other characteristics of item indicated. Obtain field measurements for accurate fit before shop fabrication.
- B. Fabricate sheet metal flashing and trim without excessive oil canning, buckling, and tool marks and true to line and levels indicated, with exposed edges folded back to form hems.

## PART 3 EXECUTION

### 3.1 EXAMINATION

- A. Examine substrates, areas, and conditions, with Installer present, for compliance with requirements for installation tolerances, metal wall panel supports, and other conditions affecting performance of the Work.
- B. Examine primary and secondary wall framing to verify that studs, girts, angles, channels, and other structural panel support members and anchorages have been installed within alignment tolerances required by metal wall panel manufacturer, UL, ASTM.
- C. Examine roughing-in for components and systems penetrating metal wall panels to verify actual locations of penetrations relative to seam locations of metal wall panels before metal wall panel installation.
- D. Proceed with installation only after unsatisfactory conditions have been corrected.

### 3.2 PREPARATION

- A. Clean substrates of substances harmful to insulation, including removing projections capable of interfering with insulation attachment. Miscellaneous framing installation, including studs, girts, angles, furring, and other miscellaneous wall panel support members and anchorage must be according to metal wall panel manufacturer's written instructions.

### 3.3 WALL PANEL INSTALLATION

- B. Provide full length metal wall panels, from sill to eave as indicated, unless otherwise indicated or restricted by shipping limitations. Anchor metal wall panels and other components of the Work securely in place.
- C. Erect wall panel system in accordance with the approved erection drawings, the printed instructions and safety precautions of the manufacturer.
- D. Sheets are not to be subjected to overloading, abuse, or undue impact. Bent, chipped, or defective sheets shall not be applied.

- E. Sheets must be erected true and plumb and in exact alignment with the horizontal and vertical edges of the building, securely anchored, and with the indicated eave, and sill.
- F. Field cutting metal wall panels by torch, grinder, shop saw, or saws-all is not permitted.

### 3.3.1 Metal Protection

- A. Where dissimilar metals will contact each other or corrosive substrates, protect against galvanic action by painting contact surfaces with bituminous coating, by applying rubberized-asphalt underlayment to each contact surface, or by other permanent separation as recommended by metal wall panel manufacturer.

## 3.4 FASTENER INSTALLATION

- B. Anchor metal wall panels and other components of the Work securely in place, using manufacturer's approved fasteners according to manufacturers' written instructions.

## 3.5 FLASHING, TRIM AND CLOSURE INSTALLATION

### 3.5.1 General Requirements

- C. Comply with performance requirements, manufacturer's written installation instructions, and SMACNA 1793. Provide concealed fasteners where possible, and set units true to line and level as indicated. Install work with laps, joints, and seams to form permanently watertight and weather resistant.
- D. Install sheet metal work is to form weather-tight construction without waves, warps, buckles, fastening stresses or distortion, and allow for expansion and contraction. Cutting, fitting, drilling, and other operations in connection with sheet metal required to accommodate the work of other trades is to be performed by sheet metal mechanics.

### 3.5.2 Metal Flashing

- A. Install exposed metal flashing at building corners, sills and eaves, junctions between metal siding and walling. Exposed metal flashing must be the same material, color, and finish as the specified metal wall panel.
- B. Fasten flashing at a minimum of 8 inches on center, except where flashing is held in place by the same screws that secure covering sheets.
- C. Flashing is to be furnished in at least 8 foot lengths.
- D. Exposed flashing and flashing subject to rain penetration to be bedded in the specified joint sealant.
- E. Isolate flashing which is in contact with dissimilar metals by means of the specified asphalt mastic material to prevent electrolytic deterioration.
- F. Form drips to the profile indicated, with the edge folded back 1/2 inch to form a reinforced drip edge.

### 3.5.3 Closures

- A. Install foam closure strips at intersection of the wall with metal walling; top and bottom of metal siding; heads of wall openings; and in other required locations.

### 3.6 WORKMANSHIP

- A. Make lines, arises, and angles sharp and true. Free exposed surfaces from visible wave, warp, buckle, and tool marks. Fold back exposed edges neatly to form a 1/2 inch hem on the concealed side. Make sheet metal exposed to the weather watertight with provisions for expansion and contraction.
- B. Make surfaces to receive sheet metal plumb and true, clean, even, smooth, dry, and free of defects and projections which might affect the application. For installation of items not shown in detail or not covered by specifications conform to the applicable requirements of SMACNA 1793. Provide sheet metal flashing in the angles formed where roof decks abut walls, curbs, ventilators, pipes, or other vertical surfaces and wherever indicated and necessary to make the work watertight.

### 3.7 ACCEPTANCE PROVISIONS

#### 3.7.1 Erection Tolerances

- A. Erect metal wall panels straight and true with plumb vertical lines correctly lapped and secured in accordance with the manufacturer's written instructions.

#### 3.7.2 Repairs to Finish

- A. Finished surfaces must be uniform and free from variations of color and surface texture.
- B. Metal surfaces that are not acceptable to the Architect/Engineer are to be immediately removed and replaced with new material.

### 3.8 FIELD QUALITY CONTROL

#### 3.8.1 Construction Monitoring

- A. Make visual inspections as necessary to ensure compliance with specified requirements. Additionally, verify the following:
  - a. Materials comply with the specified requirements.
  - b. All materials are properly stored, handled and protected from damage. Damaged materials are removed from the site.
  - c. Framing and substrates are in acceptable condition, in compliance with specification, prior to application of wall panels.
  - d. Panels are installed without buckles, ripples, or waves and in uniform alignment and modulus.
  - e. Installer adheres to specified and detailed application parameters.



- h. Associated flashing and sheet metal are installed in a timely manner in accord with the specified requirements.

### 3.9 CLEAN-UP AND DISPOSAL

- A. Clean all exposed sheet metal work at completion of installation. Remove metal shavings, filings, nails, bolts, and wires from work area. Remove grease and oil films, excess sealants, handling marks, contamination from steel wool, fittings and drilling debris and scrub the work clean. Exposed metal surfaces shall be free of dents, creases, waves, scratch marks, solder or weld marks, and damage to the finish coating.
- B. Collect and place scrap/waste materials in containers. Promptly dispose of demolished materials. Do not allow demolished materials to accumulate on-site; transport demolished materials from Owner's property and legally dispose of them.

-- End of Section --

## SECTION 075419 - POLYVINYL-CHLORIDE (PVC) ROOFING

### PART 1 - GENERAL

#### 1.1 SUMMARY

A. Section Includes:

1. Adhered polyvinyl chloride (PVC) roofing system.
2. Accessory roofing materials.
3. Roof insulation.
4. Insulation accessories and cover board.

B. Related Requirements:

1. Section 061053 "Miscellaneous Rough Carpentry" for wood nailers, curbs, and blocking.
2. Section 076200 "Sheet Metal Flashing and Trim" for metal roof flashings and counter-flashings.
3. Section 079200 "Joint Sealants" for joint sealants, joint fillers, and joint preparation.

#### 1.2 DEFINITIONS

- A. Roofing Terminology: Definitions in ASTM D1079 and glossary in NRCA's "The NRCA Roofing Manual: Membrane Roof Systems" apply to work of this Section.

#### 1.3 PREINSTALLATION MEETINGS

- A. Preliminary Roofing Conference: Before starting roof deck construction, conduct conference at 951 5<sup>th</sup> Street, Macon, GA.

1. Meet with Owner, Architect, testing and inspecting agency representative, roofing system manufacturer's representative, and installers whose work interfaces with or affects roofing, including installers of roof accessories and roof-mounted equipment.
2. Review methods and procedures related to roofing installation, including manufacturer's written instructions.
3. Review and finalize construction schedule, and verify availability of materials, Installer's personnel, equipment, and facilities needed to make progress and avoid delays.
4. Review deck substrate requirements for conditions and finishes, including flatness and fastening.
5. Review structural loading limitations of roof deck during and after roofing.
6. Review base flashings, special roofing details, roof drainage, roof penetrations, equipment curbs, and condition of other construction that affects roofing system.
7. Review governing regulations and requirements for insurance and certificates if applicable.
8. Review temporary protection requirements for roofing system during and after installation.
9. Review roof observation and repair procedures after roofing installation.

#### 1.4 ACTION SUBMITTALS

- A. Product Data: For each type of product listed in this section.
- B. Shop Drawings: Include roof plans, sections, details, and attachments to other work, including the following:
  - 1. Layout and thickness of insulation.
  - 2. Base flashings and membrane terminations.
  - 3. Flashing details at penetrations.
  - 4. Tapered insulation thickness and slopes.
  - 5. Insulation fastening and adhesive bead spacing patterns for corner, perimeter, and field-of-roof locations.
- C. Wind Uplift Resistance Submittal: For roofing system, indicating compliance with wind uplift performance requirements.

#### 1.5 INFORMATIONAL SUBMITTALS

- A. Qualification Data: For Installer and manufacturer.
- B. Manufacturer Certificates:
  - 1. Performance Requirement Certificate: Signed by roof membrane manufacturer, certifying that roofing system complies with requirements specified in "Performance Requirements" Article.
    - a. Submit evidence of compliance with performance requirements.
  - 2. Special Warranty Certificate: Signed by roof membrane manufacturer, certifying that all materials supplied under this Section are acceptable for special warranty.
- C. Product Test Reports: For roof membrane and insulation, tests performed by independent qualified testing agency indicating compliance with specified requirements.
- D. Evaluation Reports: For components of roofing system, from ICC-ES.
- E. Field quality-control reports.
- F. Sample Warranties: For manufacturer's special warranties.

#### 1.6 CLOSEOUT SUBMITTALS

- A. Maintenance Data: For roofing system to include in maintenance manuals.
- B. Certified statement from existing roof membrane manufacturer stating that existing roof warranty has not been affected by Work performed under this Section.
- C. Special Warranty.

## 1.7 QUALITY ASSURANCE

### A. Qualifications:

1. Manufacturers: A qualified manufacturer that is UL listed for roofing system identical to that used for this Project.
2. Installers: A qualified firm that is approved, authorized, or licensed by roofing system manufacturer to install manufacturer's product and that is eligible to receive manufacturer's special warranty.

## 1.8 DELIVERY, STORAGE, AND HANDLING

- A. Deliver roofing materials to Project site in original containers with seals unbroken and labeled with manufacturer's name, product brand name and type, date of manufacture, approval or listing agency markings, and directions for storing and mixing with other components.
- B. Store liquid materials in their original undamaged containers in a clean, dry, protected location and within the temperature range required by roofing system manufacturer. Protect stored liquid material from direct sunlight.
  1. Discard and legally dispose of liquid material that cannot be applied within its stated shelf life.
- C. Protect roof insulation materials from physical damage and from deterioration by sunlight, moisture, soiling, and other sources. Store in a dry location. Comply with insulation manufacturer's written instructions for handling, storing, and protecting during installation.
- D. Handle and store roofing materials, and place equipment in a manner to avoid permanent deflection of deck.

## 1.9 FIELD CONDITIONS

- A. Weather Limitations: Proceed with installation only when existing and forecasted weather conditions permit roofing system to be installed according to manufacturer's written instructions and warranty requirements.

## 1.10 WARRANTY

- A. Special Warranty: Manufacturer agrees to repair or replace components of roofing system that fail in materials or workmanship within specified warranty period.
  1. Special warranty includes roof membrane, base flashings, roof insulation, fasteners, cover boards, substrate board, and other components of roofing system.
  2. Warranty Period: 20 years from date of Substantial Completion.
- B. Special Project Warranty: Submit roofing Installer's warranty, on warranty form at end of this Section, signed by Installer, covering the Work of this Section, including all components of roofing system such as roof membrane, base flashing, roof insulation, fasteners, cover boards, substrate boards, vapor retarders, and walkway products, for the following warranty period:

1. Warranty Period: Two years from date of Substantial Completion.

## PART 2 - PRODUCTS

### 2.1 PERFORMANCE REQUIREMENTS

- A. General Performance: Installed roofing and base flashings to withstand specified uplift pressures, thermally induced movement, and exposure to weather without failure due to defective manufacture, fabrication, installation, or other defects in construction. Roof system and flashings to remain watertight.
  1. Accelerated Weathering: Roof membrane to withstand 2000 hours of exposure when tested according to ASTM G152, ASTM G154, or ASTM G155.
  2. Impact Resistance: Roof membrane to resist impact damage when tested according to ASTM D3746, ASTM D4272/D4272M, or the "Resistance to Foot Traffic Test" in FM Approvals 4470.
- B. Material Compatibility: Roofing materials to be compatible with one another and adjacent materials under conditions of service and application required, as demonstrated by roof membrane manufacturer based on testing and field experience.
- C. Wind Uplift Resistance: Design roofing system to resist the following unfactored wind uplift pressures when tested according to FM Approvals 4474, UL 580, or UL 1897:
  1. Zone 2 (Roof Area Perimeter): -67.42 psf.
  2. Zone 3 (Roof Area Corners): -91.89 psf.
    - a. Location: 5 feet wide, 15 feet long in each direction from building corner.
- D. ENERGY STAR Listing: Roofing system to be listed on the DOE's ENERGY STAR "Roof Products Qualified Product List" for low-slope roof products.
- E. Energy Performance: Roofing system to have an initial solar reflectance of not less than 0.70 and an emissivity of not less than 0.75 when tested in accordance with ANSI/CRRC S100.
- F. Exterior Fire-Test Exposure: ASTM E108 or UL 790, Class A; for application and roof slopes indicated; testing by a qualified testing agency. Identify products with appropriate markings of applicable testing agency.
- G. Fire-Resistance Ratings: Comply with fire-resistance-rated assembly designs indicated. Identify products with appropriate markings of applicable testing agency.

### 2.2 POLYVINYL CHLORIDE (PVC) ROOFING

- A. PVC Sheet Type III: ASTM D4434/D4434M, fabric reinforced.
  1. Thickness: 60 mils.
  2. Exposed Face Color: White.

- B. Source Limitations: Obtain components for roofing system from roof membrane manufacturer or manufacturers approved by roof membrane manufacturer.

### 2.3 ACCESSORY ROOFING MATERIALS

- A. General: Accessory materials recommended by roofing system manufacturer for intended use and compatible with other roofing components.
  - 1. Adhesives and Sealants: Comply with VOC limits of authorities having jurisdiction.
- B. Unreinforced Membrane: Manufacturer's standard unreinforced membrane of same material, type, thickness, and color as PVC sheet.
- C. Prefabricated Pipe Flashings: As recommended by roof membrane manufacturer.
- D. Bonding Adhesive: Manufacturer's standard.
- E. Fasteners: Factory-coated steel fasteners and metal plates complying with corrosion-resistance provisions in FM Approvals 4470, designed for fastening roofing components to substrate, and acceptable to roofing system manufacturer.
- F. Miscellaneous Accessories: Provide pourable sealers, preformed cone and vent sheet flashings, preformed inside and outside corner sheet flashings, T-joint covers, lap sealants, termination reglets, and other accessories.
- G. Polymer Clad metal: For closures at 6 inch parapet wall ends.

### 2.4 ROOF INSULATION

- A. General: Preformed roof insulation boards manufactured or approved by PVC roof membrane manufacturer.
- B. Polyisocyanurate Board Insulation: ASTM C1289, Type II, Class 2, Grade 2, felt or glass-fiber mat facer on both major surfaces.
  - 1. Compressive Strength: 20 psi.
  - 2. Size: 48 by 96 inches.
  - 3. Thickness:
    - a. Base Layer: 1"
- C. Tapered Insulation: Provide factory-tapered insulation boards.
  - 1. Material: Polyisocyanurate.
  - 2. Minimum Thickness: ½" inch.
  - 3. Slope:
    - a. Roof Field: 1/8" per foot

## 2.5 INSULATION ACCESSORIES AND COVER BOARD

- A. General: Roof insulation accessories recommended by insulation manufacturer for intended use and compatibility with other roofing system components.
- B. Fasteners: Factory-coated steel fasteners and metal or plastic plates complying with corrosion-resistance provisions in FM Approvals 4470, designed for fastening roof insulation and cover boards to substrate, and acceptable to roofing system manufacturer.
- C. Insulation Adhesive: Insulation manufacturer's recommended adhesive formulated to attach roof insulation to substrate or to another insulation layer as follows:
  - 1. Bead-applied, low-rise, one-component or multicomponent urethane adhesive.
  - 2. Full-spread, spray-applied, low-rise, two-component urethane adhesive.
- D. Glass-Mat Gypsum Cover Board: ASTM C1177/C1177M, water-resistant gypsum board.
  - 1. Thickness: 1/2 inch.
  - 2. Surface Finish: Factory primed.

## PART 3 - EXECUTION

### 3.1 EXAMINATION

- A. Examine substrates, areas, and conditions, with Installer present, for compliance with requirements and other conditions affecting performance of the Work.
  - 1. Verify that roof openings and penetrations are in place, curbs are set and braced, and roof-drain bodies are securely clamped in place.
  - 2. Verify that wood blocking, curbs, and nailers are securely anchored to roof deck at penetrations and terminations and that nailers match thicknesses of insulation.

### 3.2 PREPARATION

- A. Clean substrate of dust, debris, moisture, and other substances detrimental to roofing system installation according to roofing system manufacturer's written instructions. Remove sharp projections.
- B. Prevent materials from entering and clogging roof drains and conductors and from spilling or migrating onto surfaces of other construction. Remove roof-drain plugs when no work is taking place or when rain is forecast.

### 3.3 INSTALLATION OF ROOFING, GENERAL

- A. Install roofing system according to roofing system manufacturer's written instructions, FM Approvals' RoofNav listed roof assembly requirements, and FM Global Property Loss Prevention Data Sheet 1-29.

- B. Complete terminations and base flashings and provide temporary seals to prevent water from entering completed sections of roofing system at end of workday or when rain is forecast. Remove and discard temporary seals before beginning work on adjoining roofing.
- C. Install roof system in a manner that prevents ponding. Ponding is defined as a 4 sq. ft. area of water a ¼” deep 48 hours after last rain event. Any ponding water as described above subjects the work in this area to be rejected.

### 3.4 INSTALLATION OF INSULATION

- A. Coordinate installing roofing system components, so insulation is not exposed to precipitation or left exposed at end of workday.
- B. Comply with roofing system and insulation manufacturer's written instructions for installing roof insulation.
- C. Installation Over Metal Decking:
  - 1. Install base layer of insulation with end joints staggered not less than 12 inches in adjacent rows and with long joints continuous at right angle to flutes of decking.
    - a. Locate end joints over crests of decking.
    - b. Make joints between adjacent insulation boards not more than 1/4 inch in width.
    - c. Fill gaps exceeding 1/4 inch with insulation.
    - d. Cut and fit insulation within 1/4 inch of nailers, projections, and penetrations.
    - e. Loosely lay base layer of insulation units over metal deck.
  - 2. Install upper layers of insulation and tapered insulation with joints of each layer offset not less than 12 inches from previous layer of insulation.
    - a. Staggered end joints within each layer not less than 24 inches in adjacent rows.
    - b. Install with long joints continuous and with end joints staggered not less than 12 inches in adjacent rows.
    - c. Make joints between adjacent insulation boards not more than 1/4 inch in width.
    - d. Fill gaps exceeding 1/4 inch with insulation.
    - e. Cut and fit insulation within 1/4 inch of nailers, projections, and penetrations.
    - f. Loosely lay each layer of insulation units over the base layer.
    - g. Mechanically fasten through all layers of insulation to substrate using manufacturers' provided screws and plates with fastener lengths that only allow penetration into the top flute of the metal deck.

### 3.5 INSTALLATION OF COVER BOARDS

- A. Install cover boards over insulation with long joints in continuous straight lines with end joints staggered between rows. Offset joints of insulation below a minimum of 6 inches in each direction.
  - 1. Trim cover board neatly to fit around penetrations and projections.
  - 2. Adhere cover board to substrate using adhesive according to FM Approvals' RoofNav listed roof assembly requirements for specified Windstorm Resistance Classification and FM Global Property Loss Prevention Data Sheet 1-29, as follows:



- a. Set cover board in ribbons of bead-applied insulation adhesive, firmly pressing and maintaining insulation in place.
- OR-
- b. Set cover board in a uniform coverage of full-spread insulation adhesive, firmly pressing and maintaining insulation in place.

### 3.6 INSTALLATION OF ADHERED ROOF MEMBRANE

- A. Adhere roof membrane over area to receive roofing according to roofing system manufacturer's written instructions.
- B. Unroll roof membrane and allow to relax before installing.
- C. Start installation of roofing in presence of roofing system manufacturer's technical personnel.
- D. Accurately align roof membrane and maintain uniform side and end laps of minimum dimensions required by manufacturer. Stagger end laps.
- E. Bonding Adhesive: Apply to substrate and underside of roof membrane at rate required by manufacturer and allow to partially dry before installing roof membrane. Do not apply to splice area of roof membrane.
- F. In addition to adhering, mechanically fasten roof membrane securely at terminations, penetrations, and perimeter of roofing.
- G. Apply roof membrane with side laps shingled with slope of roof deck where possible.
- H. Seams: Clean seam areas, overlap roofing, and hot-air weld side and end laps of roof membrane and sheet flashings to ensure a watertight seam installation.
  1. Test lap edges with probe to verify seam weld continuity. Apply lap sealant to seal cut edges of roof membrane and sheet flashings if required.
  2. Verify field strength of seams a minimum of twice daily, and repair seam sample areas.
  3. Repair tears, voids, and lapped seams in roof membrane that do not comply with requirements.

### 3.7 INSTALLATION OF BASE FLASHING

- A. Install sheet flashings and preformed flashing accessories, and adhere to substrates according to roofing system manufacturer's written instructions.
- B. Apply bonding adhesive to substrate and underside of sheet flashing at required rate, and allow to partially dry. Do not apply to seam area of flashing.
- C. Flash penetrations and field-formed inside and outside corners with preformed boots or corners.
- D. Clean seam areas, overlap, and firmly roll sheet flashings into the adhesive. Hot-air weld side and end laps to ensure a watertight seam installation.

- E. Terminate and seal top of sheet flashings and mechanically anchor to substrate through termination bars.

### 3.8 FIELD QUALITY CONTROL

- A. Testing Agency: Engage a qualified testing agency to inspect substrate conditions, surface preparation, roof membrane application, sheet flashings, protection, and drainage components, and to furnish reports to Architect.
- B. Final Roof Inspection: Arrange for roofing system manufacturer's technical personnel to inspect roofing installation on completion, in presence of Architect, and to prepare inspection report.
- C. Repair or remove and replace components of roofing system where inspections indicate that they do not comply with specified requirements.
- D. Additional inspecting, at Contractor's expense, will be performed to determine if replaced or additional work complies with specified requirements.

### 3.9 PROTECTING AND CLEANING

- A. Protect roofing system from damage and wear during remainder of construction period. When remaining construction does not affect or endanger roofing, inspect roofing system for deterioration and damage, describing its nature and extent in a written report, with copies to Architect and Owner.
- B. Correct deficiencies in or remove roofing system that does not comply with requirements, repair substrates, and repair or reinstall roofing system to a condition free of damage and deterioration at time of Substantial Completion and according to warranty requirements.
- C. Clean overspray and spillage from adjacent construction using cleaning agents and procedures recommended by manufacturer of affected construction.

### 3.10 ROOFING INSTALLER'S WARRANTY

- A. WHEREAS \_\_\_\_\_ of \_\_\_\_\_, herein called the "Roofing Installer," has performed roofing and associated work ("work") on the following project:
  - 1. Owner: Macon Water Authority
  - 2. Owner Address: 790 2<sup>nd</sup> Street, Macon, GA 31201
  - 3. Building Name/Type: 1948 Warehouse
  - 4. Building Address: 951 5<sup>th</sup> Street, Macon, GA 31201
  - 5. Area of Work: Roof Area 5 Replacement
  - 6. Acceptance Date: \_\_\_\_\_
  - 7. Warranty Period: 20 years
  - 8. Expiration Date: \_\_\_\_\_

- B. AND WHEREAS Roofing Installer has contracted (either directly with Owner or indirectly as a subcontractor) to warrant said work against leaks and faulty or defective materials and workmanship for designated Warranty Period,
- C. NOW THEREFORE Roofing Installer hereby warrants, subject to terms and conditions herein set forth, that during Warranty Period Roofing Installer will, at Roofing Installer's own cost and expense, make or cause to be made such repairs to or replacements of said work as are necessary to correct faulty and defective work and as are necessary to maintain said work in a watertight condition.
- D. This Warranty is made subject to the following terms and conditions:
1. Specifically excluded from this Warranty are damages to work and other parts of the building, and to building contents, caused by:
    - a. lightning;
    - b. peak gust wind speed exceeding 74 mph;
    - c. fire;
    - d. failure of roofing system substrate, including cracking, settlement, excessive deflection, deterioration, and decomposition;
    - e. faulty construction of parapet walls, copings, chimneys, skylights, vents, equipment supports, and other edge conditions and penetrations of the work;
    - f. vapor condensation on bottom of roofing; and
    - g. activity on roofing by others, including construction contractors, maintenance personnel, other persons, and animals, whether authorized or unauthorized by Owner.
  2. When work has been damaged by any of foregoing causes, Warranty shall be null and void until such damage has been repaired by Roofing Installer and until cost and expense thereof have been paid by Owner or by another responsible party so designated.
  3. Roofing Installer is responsible for damage to work covered by this Warranty but is not liable for consequential damages to building or building contents resulting from leaks or faults or defects of work.
  4. During Warranty Period, if Owner allows alteration of work by anyone other than Roofing Installer, including cutting, patching, and maintenance in connection with penetrations, attachment of other work, and positioning of anything on roof, this Warranty shall become null and void on date of said alterations, but only to the extent said alterations affect work covered by this Warranty. If Owner engages Roofing Installer to perform said alterations, Warranty shall not become null and void unless Roofing Installer, before starting said work, shall have notified Owner in writing, showing reasonable cause for claim, that said alterations would likely damage or deteriorate work, thereby reasonably justifying a limitation or termination of this Warranty.
  5. During Warranty Period, if original use of roof is changed and it becomes used for, but was not originally specified for, a promenade, work deck, spray-cooled surface, flooded basin, or other use or service more severe than originally specified, this Warranty shall become null and void on date of said change, but only to the extent said change affects work covered by this Warranty.
  6. Owner shall promptly notify Roofing Installer of observed, known, or suspected leaks, defects, or deterioration and shall afford reasonable opportunity for Roofing Installer to inspect work and to examine evidence of such leaks, defects, or deterioration.

7. This Warranty is recognized to be the only warranty of Roofing Installer on said work and shall not operate to restrict or cut off Owner from other remedies and resources lawfully available to Owner in cases of roofing failure. Specifically, this Warranty shall not operate to relieve Roofing Installer of responsibility for performance of original work according to requirements of the Contract Documents, regardless of whether Contract was a contract directly with Owner or a subcontract with Owner's General Contractor.

E. IN WITNESS THEREOF, this instrument has been duly executed this \_\_\_\_\_ day of \_\_\_\_\_, \_\_\_\_\_.

1. Authorized Signature: \_\_\_\_\_.
2. Name: \_\_\_\_\_.
3. Title: \_\_\_\_\_.

END OF SECTION 075419

## SECTION 076200 - SHEET METAL FLASHING AND TRIM

### PART 1 - GENERAL

#### 1.1 SUMMARY

A. Section Includes:

1. Roof-drainage sheet metal fabrications.
2. Formed low-slope roof sheet metal fabrications.

B. Related Requirements:

1. Section 061053 "Miscellaneous Rough Carpentry" for wood nailers, curbs, and blocking.
2. Section 077200 "Roof Accessories" for set-on-type curbs, equipment supports, roof hatches, vents, and other manufactured roof accessory units.

#### 1.2 COORDINATION

- A. Coordinate sheet metal flashing and trim layout and seams with sizes and locations of penetrations to be flashed, and joints and seams in adjacent materials.
- B. Coordinate sheet metal flashing and trim installation with adjoining roofing and wall materials, joints, and seams to provide leakproof, secure, and noncorrosive installation.

#### 1.3 PREINSTALLATION MEETINGS

A. Preinstallation Conference: Conduct conference at Project site.

1. Review construction schedule. Verify availability of materials, Installer's personnel, equipment, and facilities needed to make progress and avoid delays.
2. Review special roof details, roof drainage, roof-penetration flashing, equipment curbs, and condition of other construction that affect sheet metal flashing and trim.
3. Review requirements for insurance and certificates if applicable.
4. Review sheet metal flashing observation and repair procedures after flashing installation.

#### 1.4 ACTION SUBMITTALS

A. Product Data: For each of the following

1. Elastomeric sealant.
2. Butyl sealant.

B. Shop Drawings: For sheet metal flashing and trim.

1. Include plans, elevations, sections, and attachment details.

2. Detail fabrication and installation layouts, expansion-joint locations, and keyed details. Distinguish between shop- and field-assembled Work.
  3. Include identification of material, thickness, weight, and finish for each item and location in Project.
  4. Include details for forming, including profiles, shapes, seams, and dimensions.
  5. Include details for joining, supporting, and securing, including layout and spacing of fasteners, cleats, clips, and other attachments. Include pattern of seams.
  6. Include details of termination points and assemblies.
  7. Include details of expansion joints and expansion-joint covers, including showing direction of expansion and contraction from fixed points.
  8. Include details of roof-penetration flashing.
  9. Include details of edge conditions, including flashings and counter flashings.
  10. Include details of special conditions.
  11. Include details of connections to adjoining work.
  12. Detail formed flashing and trim at scale of not less than 1-1/2 inches per 12 inches.
- C. Samples: For each exposed product and for each color and texture specified, 12 inches long by actual width.
- D. Samples for Initial Selection: For each type of sheet metal and accessory indicated with factory-applied finishes.
- E. Samples for Verification: For each type of exposed finish.
1. Sheet Metal Flashing: 12 inches long by actual width of unit, including finished seam and in required profile. Include fasteners, cleats, clips, closures, and other attachments.
  2. Trim, Metal Closures, Expansion Joints, Joint Intersections, and Miscellaneous Fabrications: 12 inches long and in required profile. Include fasteners and other exposed accessories.
  3. Unit-Type Accessories and Miscellaneous Materials: Full-size Sample.
  4. Anodized Aluminum Samples: Samples to show full range to be expected for each color required.

## 1.5 INFORMATIONAL SUBMITTALS

- A. Qualification Data: For fabricator.
- B. Product Certificates: For each type of coping and roof edge flashing that is ANSI/SPRI/FM 4435/ES-1 tested.
- C. Product Test Reports: For each product, for tests performed by a qualified testing agency.
- D. Evaluation Reports: For copings and roof edge flashing, from an agency acceptable to authority having jurisdiction showing compliance with ANSI/SPRI/FM 4435/ES-1.
- E. Sample Warranty: For special warranty.

## 1.6 CLOSEOUT SUBMITTALS

- A. Maintenance Data: For sheet metal flashing and trim, and its accessories, to include in maintenance manuals.
- B. Special warranty.

## 1.7 QUALITY ASSURANCE

- A. Fabricator Qualifications: Employs skilled workers who custom fabricate sheet metal flashing and trim similar to that required for this Project and whose products have a record of successful in-service performance.
  - 1. For copings and roof edge flashings that are ANSI/SPRI/FM 4435/ES-1 tested, shop is to be listed as able to fabricate required details as tested and approved.
- B. Mockups: Build mockups to verify selections made under Sample submittals, to demonstrate aesthetic effects, and to set quality standards for fabrication and installation.
  - 1. Build mockup of typical roof edge, including apron flashing, approximately 10 feet long, including supporting construction cleats, seams, attachments, underlayment, and accessories.
  - 2. Approval of mockups does not constitute approval of deviations from the Contract Documents contained in mockups unless Owner specifically approves such deviations in writing.
  - 3. Subject to compliance with requirements, approved mockups may become part of the completed Work if undisturbed at time of Substantial Completion.

## 1.8 DELIVERY, STORAGE, AND HANDLING

- A. Do not store sheet metal flashing and trim materials in contact with other materials that might cause staining, denting, or other surface damage.
  - 1. Store sheet metal flashing and trim materials away from uncured concrete and masonry.
  - 2. Protect stored sheet metal flashing and trim from contact with water.
- B. Protect strippable protective covering on sheet metal flashing and trim from exposure to sunlight and high humidity, except to extent necessary for period of sheet metal flashing and trim installation.

## 1.9 WARRANTY

- A. Special Warranty on Finishes: Manufacturer agrees to repair finish or replace sheet metal flashing and trim that shows evidence of deterioration of factory-applied finishes within specified warranty period.
  - 1. Exposed Panel Finish: Deterioration includes, but is not limited to, the following:

- a. Color fading more than 5 Delta E units when tested in accordance with ASTM D2244.
  - b. Chalking in excess of a No. 8 rating when tested in accordance with ASTM D4214.
  - c. Cracking, checking, peeling, or failure of paint to adhere to bare metal.
2. Finish Warranty Period: 20 years from date of Substantial Completion.

## PART 2 - PRODUCTS

### 2.1 PERFORMANCE REQUIREMENTS

- A. Sheet metal flashing and trim assemblies, including cleats, anchors, and fasteners, are to withstand wind loads, structural movement, thermally induced movement, and exposure to weather without failure due to defective manufacture, fabrication, installation, or other defects in construction. Completed sheet metal flashing and trim are not to rattle, leak, or loosen, and are to remain watertight.
- B. Sheet Metal Standard for Flashing and Trim: Comply with NRCA's "The NRCA Roofing Manual: Architectural Metal Flashing, Condensation and Air Leakage Control, and Reroofing" and SMACNA's "Architectural Sheet Metal Manual" requirements for dimensions and profiles shown unless more stringent requirements are indicated.
- C. SPRI Wind Design Standard: Manufacture and install roof edge flashings tested in accordance with ANSI/SPRI/FM 4435/ES-1 and capable of resisting the following design pressure:
  1. Design Pressure: As indicated on Drawings.
- D. Thermal Movements: Allow for thermal movements from ambient and surface temperature changes to prevent buckling, opening of joints, overstressing of components, failure of joint sealants, failure of connections, and other detrimental effects. Base calculations on surface temperatures of materials due to both solar heat gain and nighttime-sky heat loss.
  1. Temperature Change: 120 deg F, ambient; 180 deg F, material surfaces.

### 2.2 SHEET METALS

- A. Protect mechanical and other finishes on exposed surfaces from damage by applying strippable, temporary protective film before shipping.
- B. Metallic-Coated Steel Sheet: Provide aluminum-zinc alloy-coated steel sheet in accordance with ASTM A792/A792M, Class AZ50 coating designation, Grade 40.
- C. Metallic-Coated Steel Sheet: Provide aluminum-zinc alloy-coated steel sheet in accordance with ASTM A792/A792M, Class AZ50 coating designation, Grade 40; prepainted by coil-coating process to comply with ASTM A755/A755M.
  1. Surface: Smooth, flat
  2. Exposed Coil-Coated Finish:



- a. Two-Coat Fluoropolymer: AAMA 621. Fluoropolymer finish containing not less than 70 percent polyvinylidene fluoride (PVDF) resin by weight in color coat. Prepare, pretreat, and apply coating to exposed metal surfaces to comply with coating and resin manufacturers' written instructions.
3. Color: As selected by owner from manufacturer's full range.

### 2.3 MISCELLANEOUS MATERIALS

- A. Provide materials and types of fasteners, protective coatings, sealants, and other miscellaneous items as required for complete sheet metal flashing and trim installation and as recommended by manufacturer of primary sheet metal unless otherwise indicated.
- B. Fasteners: Wood screws, annular threaded nails, self-tapping screws, self-locking rivets and bolts, and other suitable fasteners designed to withstand design loads and recommended by manufacturer of primary sheet metal.
  1. General: Blind fasteners or self-drilling screws, gasketed, with hex-washer head.
    - a. Exposed Fasteners: Heads matching color of sheet metal using plastic caps or factory-applied coating. Provide metal-backed EPDM or PVC sealing washers under heads of exposed fasteners bearing on weather side of metal.
    - b. Blind Fasteners: High-strength aluminum or stainless steel rivets suitable for metal being fastened.
    - c. Spikes and Ferrules: Same material as gutter; with spike with ferrule matching internal gutter width.
  2. Fasteners for Aluminum-Zinc Alloy-Coated Steel Sheet: Series 300 stainless steel or hot-dip galvanized steel in accordance with ASTM A153/A153M or ASTM F2329.
- C. Sealant Tape: Pressure-sensitive, 100 percent solids, polyisobutylene compound sealant tape with release-paper backing. Provide permanently elastic, nonsag, nontoxic, nonstaining tape 1/2 inch wide and 1/8 inch thick.
- D. Elastomeric Sealant: ASTM C920, elastomeric polyurethane polymer sealant; of type, grade, class, and use classifications required to seal joints in sheet metal flashing and trim and remain watertight.
- E. Bituminous Coating: Cold-applied asphalt emulsion in accordance with ASTM D1187/D1187M.

### 2.4 FABRICATION, GENERAL

- A. Custom fabricate sheet metal flashing and trim to comply with details indicated and recommendations in cited sheet metal standard that apply to design, dimensions, geometry, metal thickness, and other characteristics of item required.
  1. Fabricate sheet metal flashing and trim in shop to greatest extent possible.

2. Fabricate sheet metal flashing and trim in thickness or weight needed to comply with performance requirements, but not less than that specified for each application and metal.
3. Verify shapes and dimensions of surfaces to be covered and obtain field measurements for accurate fit before shop fabrication.
4. Form sheet metal flashing and trim to fit substrates without excessive oil-canning, buckling, and tool marks; true to line, levels, and slopes; and with exposed edges folded back to form hems.
5. Conceal fasteners and expansion provisions where possible. Do not use exposed fasteners on faces exposed to view.

B. Fabrication Tolerances:

1. Fabricate sheet metal flashing and trim that is capable of installation to a tolerance of 1/4 inch in 20 feet on slope and location lines indicated on Drawings and within 1/8-inch offset of adjoining faces and of alignment of matching profiles.
2. Fabricate sheet metal flashing and trim that is capable of installation to tolerances specified.

C. Expansion Provisions: Form metal for thermal expansion of exposed flashing and trim.

1. Form expansion joints of intermeshing hooked flanges, not less than 1 inch deep, filled with butyl sealant concealed within joints.
2. Use lapped expansion joints only where indicated on Drawings.

D. Sealant Joints: Where movable, nonexpansion-type joints are required, form metal in accordance with cited sheet metal standard to provide for proper installation of elastomeric sealant.

E. Fabricate cleats and attachment devices from same material as accessory being anchored or from compatible, noncorrosive metal.

F. Fabricate cleats and attachment devices of sizes as recommended by cited sheet metal standard and by FM Global Property Loss Prevention Data Sheet 1-49 for application, but not less one gauge smaller than of metal being secured.

G. Do not use graphite pencils to mark metal surfaces.

## 2.5 ROOF-DRAINAGE SHEET METAL FABRICATIONS

A. Hanging Gutters:

1. Fabricate to cross section required, complete with end pieces, outlet tubes, and other accessories as required.
2. Fabricate in minimum 96-inch- long sections.
3. Furnish flat-stock gutter brackets and flat-stock gutter spacers and straps fabricated from same metal as gutters, of size recommended by cited sheet metal standard, but with thickness not less than dimension indicated on Drawings.
4. Fabricate expansion joints, expansion-joint covers, and gutter accessories from same metal as gutters.
5. Gutter Profile: Style A in accordance with cited sheet metal standard.

6. Expansion Joints: Butt type with cover plate.
7. Gutters with Girth 16 to 20 Inches (410 to 510 mm): Fabricate from the following materials:
  - a. Aluminum-Zinc Alloy-Coated Steel: 22 gauge.
- B. Downspouts: Fabricate rectangular downspouts to dimensions indicated on Drawings, complete with mitered elbows. Furnish with metal hangers from same material as downspouts and anchors.
  1. Hanger Style: As shown on drawings.
  2. Fabricate from the following materials:
    - a. Aluminum-Zinc Alloy-Coated Steel: 24 gauge

## 2.6 LOW-SLOPE ROOF SHEET METAL FABRICATIONS

- A. Cleat: Aluminum-Zinc Alloy-Coated Steel, 22 gauge.
- B. Roof Edge Flashing and Fascia Cap: Fabricate in minimum 96-inch- long, but not exceeding 12-foot- long sections. Furnish with 6-inch- wide, joint cover plates. Shop fabricate interior and exterior corners.
  1. Joint Style: Butted with expansion space and 6-inch- wide, concealed backup plate.
  2. Fabricate from the following materials:
    - a. Polymer Clad Metal: 24 gauge
- C. Fascia Metal: Fabricate in minimum 96" long, but not exceeding 12-foot-long sections wide enough to cover exposed wood nailers.
  1. Aluminum-Zinc Alloy-Coated Steel: 24 gauge.

## PART 3 - EXECUTION

### 3.1 EXAMINATION

- A. Examine substrates, areas, and conditions, with installer present, for compliance with requirements for installation tolerances, substrate, and other conditions affecting performance of the Work.
  1. Verify compliance with requirements for installation tolerances of substrates.
  2. Verify that substrate is sound, dry, smooth, clean, sloped for drainage, and securely anchored.
  3. Verify that air- or water-resistant barriers have been installed over sheathing or backing substrate to prevent air infiltration or water penetration.
- B. Proceed with installation only after unsatisfactory conditions have been corrected.

## 3.2 INSTALLATION, GENERAL

- A. Install sheet metal flashing and trim to comply with details indicated and recommendations of cited sheet metal standard that apply to installation characteristics required unless otherwise indicated on Drawings.
1. Install fasteners, protective coatings, separators, sealants, and other miscellaneous items as required to complete sheet metal flashing and trim system.
  2. Install sheet metal flashing and trim true to line, levels, and slopes. Provide uniform, neat seams with minimum exposure of sealant.
  3. Anchor sheet metal flashing and trim and other components of the Work securely in place, with provisions for thermal and structural movement.
  4. Install sheet metal flashing and trim to fit substrates and to result in watertight performance.
  5. Install continuous cleats with fasteners spaced not more than 12 inches o.c.
  6. Install exposed sheet metal flashing and trim with limited oil-canning, and free of buckling and tool marks.
  7. Do not field cut sheet metal flashing and trim by chop saw, grinder, or torch.
  8. Do not use graphite pencils to mark metal surfaces.
- B. Metal Protection: Where dissimilar metals contact each other, or where metal contacts pressure-treated wood or other corrosive substrates, protect against galvanic action or corrosion by painting contact surfaces with bituminous coating or by other permanent separation as recommended by sheet metal manufacturer or cited sheet metal standard.
- C. Expansion Provisions: Provide for thermal expansion of exposed flashing and trim.
1. Space movement joints at maximum of 10 feet with no joints within 24 inches of corner or intersection.
  2. Form expansion joints of intermeshing hooked flanges, not less than 1 inch deep, filled with sealant concealed within joints.
  3. Use lapped expansion joints only where indicated on Drawings.
- D. Fasteners: Use fastener sizes that penetrate wood blocking or sheathing not less than 1-1/4 inches for nails and not less than 3/4 inch for wood screws.
- E. Conceal fasteners and expansion provisions where possible in exposed work and locate to minimize possibility of leakage. Cover and seal fasteners and anchors as required for a tight installation.
- F. Seal joints as required for watertight construction.
1. Use sealant-filled joints unless otherwise indicated.
    - a. Embed hooked flanges of joint members not less than 1 inch into sealant.
    - b. Form joints to completely conceal sealant.
    - c. When ambient temperature at time of installation is between 40 and 70 deg F, set joint members for 50 percent movement each way.
    - d. Adjust setting proportionately for installation at higher ambient temperatures.
      - 1) Do not install sealant-type joints at temperatures below 40 deg F.

2. Prepare joints and apply sealants to comply with requirements in Section 079200 "Joint Sealants."

### 3.3 INSTALLATION OF ROOF-DRAINAGE SYSTEM

- A. Install sheet metal roof-drainage items to produce complete roof-drainage system in accordance with cited sheet metal standard unless otherwise indicated. Coordinate installation of roof perimeter flashing with installation of roof-drainage system.
- B. Hanging Gutters:
  1. Join sections with joints sealed with sealant.
  2. Provide for thermal expansion.
  3. Attach gutters at eave or fascia to firmly anchor them in position.
  4. Provide end closures and seal watertight with sealant.
  5. Slope to downspouts.
  6. Fasten gutter spacers to front and back of gutter.
  7. Anchor and loosely lock back edge of gutter to continuous eave or apron flashing.
  8. Anchor gutter with gutter brackets spaced not more than 30 inches apart to roof deck unless otherwise indicated, and loosely lock to front gutter bead.
  9. Install gutter with expansion joints at locations indicated on Drawings, but not exceeding, 50 feet apart. Install expansion-joint caps.
- C. Downspouts:
  1. Join sections with 1-1/2-inch telescoping joints.
  2. Provide hangers with fasteners designed to hold downspouts securely to walls, with one hanger at least 1 foot from the top and another at least 2 feet from the bottom, if greater than 5' install additional hangers at 5 foot on center.
  3. Provide elbows at base of downspout to direct water away from building.
  4. Provide concrete splash blocks beneath down spout with walk pad on top existing roof system.

### 3.4 INSTALLATION OF ROOF FLASHINGS

- A. Install sheet metal flashing and trim to comply with performance requirements and cited sheet metal standard.
  1. Provide concealed fasteners where possible, and set units true to line, levels, and slopes.
  2. Install work with laps, joints, and seams that are permanently watertight and weather resistant.
- B. Roof Edge Flashing:
  1. Install roof edge flashings in accordance with ANSI/SPRI/FM 4435/ES-1.
  2. Anchor to resist uplift and outward forces in accordance with recommendations in cited sheet metal standard unless otherwise indicated. Interlock bottom edge of roof edge flashing with continuous cleat anchored to substrate at staggered 3-inch centers.

3. Anchor to resist uplift and outward forces in accordance with recommendations in FM Global Property Loss Prevention Data Sheet 1-49 for FM Approvals' listing for required windstorm classification.

C. Fascia Metal:

1. Install cleat into wood nailers fastened in the vertical leg at 6 inches on center staggered.
2. Hook fascia metal onto cleat and fasten the fascia metal at 6" on center into the wood nailer.

3.5 INSTALLATION TOLERANCES

- A. Installation Tolerances: Shim and align sheet metal flashing and trim within installed tolerance of 1/4 inch in 20 feet on slope and location lines indicated on Drawings and within 1/8-inch offset of adjoining faces and of alignment of matching profiles.

3.6 CLEANING

- A. Clean exposed metal surfaces of substances that interfere with uniform oxidation and weathering.
- B. Clean and neutralize flux materials. Clean off excess solder.
- C. Clean off excess sealants.

3.7 PROTECTION

- A. Remove temporary protective coverings and strippable films as sheet metal flashing and trim are installed unless otherwise indicated in manufacturer's written installation instructions.
- B. On completion of sheet metal flashing and trim installation, remove unused materials and clean finished surfaces as recommended in writing by sheet metal flashing and trim manufacturer.
- C. Maintain sheet metal flashing and trim in clean condition during construction.
- D. Replace sheet metal flashing and trim that have been damaged or that have deteriorated beyond successful repair by finish touchup or similar minor repair procedures, as determined by Architect.

END OF SECTION 076200

## SECTION 079200 - JOINT SEALANTS

### PART 1 - GENERAL

#### 1.1 SUMMARY

A. Section Includes:

1. Urethane joint sealants.

#### 1.2 ACTION SUBMITTALS

A. Product Data:

1. Joint sealants.

#### 1.3 FIELD CONDITIONS

A. Do not proceed with installation of joint sealants under the following conditions:

1. When ambient and substrate temperature conditions are outside limits permitted by joint-sealant manufacturer or are below 40 deg F.
2. When joint substrates are wet.
3. Where joint widths are less than those allowed by joint-sealant manufacturer for applications indicated.
4. Where contaminants capable of interfering with adhesion have not yet been removed from joint substrates.

#### 1.4 WARRANTY

A. Special Installer's Warranty: Installer agrees to repair or replace joint sealants that do not comply with performance and other requirements specified in this Section within specified warranty period.

1. Warranty Period: Two years from date of Substantial Completion.

B. Special Manufacturer's Warranty: Manufacturer agrees to furnish joint sealants to repair or replace those joint sealants that do not comply with performance and other requirements specified in this Section within specified warranty period.

1. Warranty Period: Five years from date of Substantial Completion.

C. Special warranties specified in this article exclude deterioration or failure of joint sealants from the following:

1. Movement of the structure caused by stresses on the sealant exceeding sealant manufacturer's written specifications for sealant elongation and compression.
2. Disintegration of joint substrates from causes exceeding design specifications.
3. Mechanical damage caused by individuals, tools, or other outside agents.
4. Changes in sealant appearance caused by accumulation of dirt or other atmospheric contaminants.

## PART 2 - PRODUCTS

### 2.1 JOINT SEALANTS, GENERAL

- A. **Compatibility:** Provide joint sealants, backings, and other related materials that are compatible with one another and with joint substrates under conditions of service and application, as demonstrated by joint-sealant manufacturer, based on testing and field experience.

### 2.2 URETHANE JOINT SEALANTS

- A. Urethane, S, NS, 100/50, T, NT: Single-component, nonsag, plus 100 percent and minus 50 percent movement capability, traffic- and nontraffic-use, urethane joint sealant; ASTM C920, Type S, Grade NS, Class 100/50, Uses T and NT.

### 2.3 MISCELLANEOUS MATERIALS

- A. **Primer:** Material recommended by joint-sealant manufacturer where required for adhesion of sealant to joint substrates indicated, as determined from preconstruction joint-sealant-substrate tests and field tests.
- B. **Cleaners for Nonporous Surfaces:** Chemical cleaners acceptable to manufacturers of sealants and sealant backing materials, free of oily residues or other substances capable of staining or harming joint substrates and adjacent nonporous surfaces in any way, and formulated to promote optimum adhesion of sealants to joint substrates.
- C. **Masking Tape:** Nonstaining, nonabsorbent material compatible with joint sealants and surfaces adjacent to joints.

## PART 3 - EXECUTION

### 3.1 EXAMINATION

- A. Examine joints indicated to receive joint sealants, with Installer present, for compliance with requirements for joint configuration, installation tolerances, and other conditions affecting performance of the Work.
- B. Proceed with installation only after unsatisfactory conditions have been corrected.



### 3.2 PREPARATION

- A. Surface Cleaning of Joints: Clean out joints immediately before installing joint sealants to comply with joint-sealant manufacturer's written instructions and the following requirements:
  - 1. Remove all foreign material from joint substrates that could interfere with adhesion of joint sealant, including dust, paints (except for permanent, protective coatings tested and approved for sealant adhesion and compatibility by sealant manufacturer), old joint sealants, oil, grease, waterproofing, water repellents, water, surface dirt, and frost.
  - 2. Clean porous joint substrate surfaces by brushing, grinding, mechanical abrading, or a combination of these methods to produce a clean, sound substrate capable of developing optimum bond with joint sealants. Remove loose particles remaining after cleaning operations above by vacuuming or blowing out joints with oil-free compressed air.
  - 3. Clean nonporous joint substrate surfaces with chemical cleaners or other means that do not stain, harm substrates, or leave residues capable of interfering with adhesion of joint sealants. Nonporous joint substrates include the following:
    - a. Metal.
- B. Joint Priming: Prime joint substrates where recommended by joint-sealant manufacturer or as indicated by preconstruction joint-sealant-substrate tests or prior experience. Apply primer to comply with joint-sealant manufacturer's written instructions. Confine primers to areas of joint-sealant bond; do not allow spillage or migration onto adjoining surfaces.
- C. Masking Tape: Use masking tape where required to prevent contact of sealant or primer with adjoining surfaces that otherwise would be permanently stained or damaged by such contact or by cleaning methods required to remove sealant smears. Remove tape immediately after tooling without disturbing joint seal.

### 3.3 INSTALLATION OF JOINT SEALANTS

- A. General: Comply with joint-sealant manufacturer's written installation instructions for products and applications indicated, unless more stringent requirements apply.
- B. Sealant Installation Standard: Comply with recommendations in ASTM C1193 for use of joint sealants as applicable to materials, applications, and conditions indicated.
- C. Install sealant backings of type indicated to support sealants during application and at position required to produce cross-sectional shapes and depths of installed sealants relative to joint widths that allow optimum sealant movement capability.
  - 1. Do not leave gaps between ends of sealant backings.
  - 2. Do not stretch, twist, puncture, or tear sealant backings.
  - 3. Remove absorbent sealant backings that have become wet before sealant application, and replace them with dry materials.
- D. Install bond-breaker tape behind sealants where sealant backings are not used between sealants and backs of joints.
- E. Install sealants using proven techniques that comply with the following and at the same time backings are installed:

1. Place sealants so they directly contact and fully wet joint substrates.
  2. Completely fill recesses in each joint configuration.
  3. Produce uniform, cross-sectional shapes and depths relative to joint widths that allow optimum sealant movement capability.
- F. Tooling of Nonsag Sealants: Immediately after sealant application and before skinning or curing begins, tool sealants according to requirements specified in subparagraphs below to form smooth, uniform beads of configuration indicated; to eliminate air pockets; and to ensure contact and adhesion of sealant with sides of joint.
1. Remove excess sealant from surfaces adjacent to joints.
  2. Use tooling agents that are approved in writing by sealant manufacturer and that do not discolor sealants or adjacent surfaces.
  3. Provide concave joint profile in accordance with Figure 8A in ASTM C1193 unless otherwise indicated.

### 3.4 CLEANING

- A. Clean off excess sealant or sealant smears adjacent to joints as the Work progresses by methods and with cleaning materials approved in writing by manufacturers of joint sealants and of products in which joints occur.

### 3.5 PROTECTION

- A. Protect joint sealants during and after curing period from contact with contaminating substances and from damage resulting from construction operations or other causes so sealants are without deterioration or damage at time of Substantial Completion. If, despite such protection, damage or deterioration occurs, cut out, remove, and repair damaged or deteriorated joint sealants immediately so installations with repaired areas are indistinguishable from original work.

END OF SECTION 079200